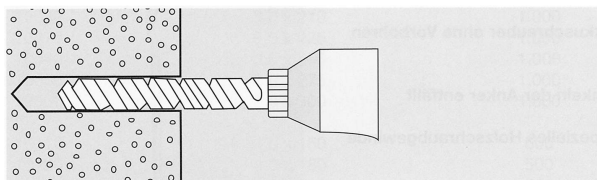





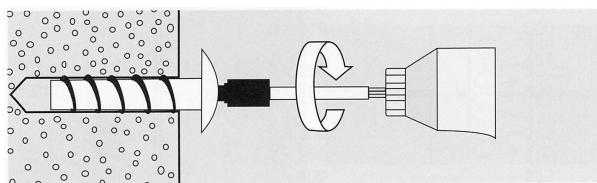
Porenbeton- Luftschichtanker Typ PB 10 Cavity wall tie model PB 10

Montagehinweis Installation



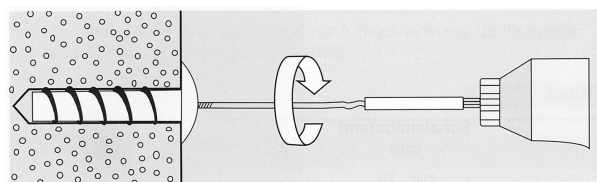
Mit Stahlbohrer 10 mm Ø Loch bohren.

Drill a hole using a steel drill with a dia. of 10 mm.



Dübel mit Eindrehadapter und Schraubwerkzeug eindrehen.

Insert the plug using the screw adapter and screwdriver.



Anker mit Adapter in den gesetzten Dübel einschrauben.

Use the adapter to screw the anchor into the plug. Due to the wavy end there is no need to bend it into the outer leaf.