

# ENJOY YOUR OUTDOOR SPACE



SUPERIA COLLECTION 2015





**NL** Solid, opgericht in 1992, is een Belgische producent van 'houten constructies', zoals tuinhuizen, blokhutten, garages, carports, pergola's en kiosken.

Wij bieden een ruim gamma in diverse stijlen en afmetingen. Onze eindproducten zijn kant-en-klare bouwpakketten die verkocht worden via het doe-het-zelf retail kanaal.

**FR** Fondé en 1992, Solid est un fabricant belge de 'constructions en bois', notamment des abris de jardin, chalets, garages, carports, pergolas et kiosques.

Nous proposons un large assortiment de produits dans différents styles et dimensions. Nos produits finaux sont des kits prêts à monter vendus par le biais des magasins de bricolage.

**EN** Founded in 1992, Solid is a Belgian producer of 'wooden structures' such as garden sheds, log cabins, garages, carports, pergolas and kiosks. We offer a wide range in a variety of styles and sizes.

Our finished products are ready-made kits that are sold through the do-it-yourself retail channel.

**DE** Solid wurde 1992 gegründet und ist ein belgischer Hersteller von 'Holzbauten', wie Gartenhäusern, Blockhütten, Garagen, Carports, Pergolen und Gartenlauben.

Wir bieten eine breite Auswahl an verschiedenen Stilrichtungen und Abmessungen. Unsere Endprodukte sind Fertigbausätze, die über den Baumarkt und Baustofffachhandel angeboten werden.

**CZ** Firma Solid byla založena v roce 1992 jako belgický výrobce dřevostaveb, jako jsou zahradní domky, dřevěné panelové domky, garáže, přístřešky pro auto, pergoly a besídky. Firma Solid nabízí širokou škálu rozličných modelů a rozměrů uvedených výrobků.

Našimi koncovými výrobky jsou kompletní stavební sady určené k zákaznické montáži.

Wij onderscheiden ons van de meeste van onze collega's door rechtstreekse levering aan huis bij particulieren en de mogelijkheid tot montage met inbegrip van houtbehandeling. Bovendien bieden we een uitstekende service vóór, tijdens én na verkoop!

Naast de producten die u in deze catalogoog vindt, kan Solid u tevens

Nous nous distinguons de la plupart de nos collègues en offrant une livraison directe au domicile des particuliers et le montage chez le client, traitement du bois compris, en option. De plus, nous proposons un excellent service avant, pendant et après la vente!

Outre les produits que vous trouverez dans ce catalogue, Solid est à même de vous

We distinguish ourselves from most of our competitors because of our direct home delivery service to individual customers and our product assembly option, including wood treatment. We also offer an excellent service before, during and after sales!

In addition to the products listed in this catalogue, Solid can also offer you a wide range of timber garden products, such as

Wir unterscheiden uns von den meisten unserer Mitbewerber durch die Lieferung direkt zu den Endkunden und der Möglichkeit einer Montage durch unser Team, Holzbehandlung einbegriffen. Darüber hinaus bieten wir einen herausragenden Service vor, während und nach dem Verkauf!

Neben den Produkten, die Sie in vorliegendem Katalog finden, kann Solid Ihnen auch ein vielfältiges Angebot an Gartenholzprodukten präsentieren,

Odlíšíme se od našich mnohých konkurentů tím, že nabízíme dodání výrobku přímo zákazníkovi a provedení montáže našimi odborníky a to včetně koncového nátěru. Přitom ale nabízíme kompletní servis před prodejem, při prodeji i po prodeji!

Mimo výrobků, které najdete v našem katalogu, nabízí Solid další pestrou nabídku výrobků pro zahradu, jako zástěny, zahradní

een uitgebreid assortiment in tuinhoutproducten presenteren, zoals tuinschermen, omheiningen, borders, poorten, bloembakken, tegels, meubilair en zandbakken.

Contacteer ons gerust om u te helpen bij uw wensen of ontdek meer op [www.solid.eu](http://www.solid.eu).

fournir un assortiment étendu de produits en bois pour le jardin, comme des écrans de jardin, des clôtures, des bordures, des portails, des bacs à fleurs, des dalles, du mobilier et des bacs à sable.

N'hésitez pas à nous contacter ou à surfer sur [www.solid.eu](http://www.solid.eu) si vous désirez en savoir plus sur nos produits ou vous avez des souhaits particuliers.

garden screens, fences, borders, gates, flower boxes, tiles, furniture and sandboxes.

Feel free to contact us to seek assistance with your needs or find out more on [www.solid.eu](http://www.solid.eu).

wie Sichtschutzwände, Gartenzäune, Einfassungen, Tore, Blumenkasten, Holzfliesen, Mobiliar und Sandkästen.

Kontaktieren Sie uns doch einfach, damit wir Ihnen bei der Realisierung Ihrer Wünsche behilflich sein können, oder entdecken Sie mehr auf [www.solid.eu](http://www.solid.eu).

ploty, obrubníky, vrata, květinové truhlíky, dřevěné obklady, nábytek a pískoviště.

Kontaktujte nás a my vám pomůžeme při realizaci vašich přání nebo jednoduše nahleďte na naše stránky [www.solid.eu](http://www.solid.eu).

## TRADITIONAL




19 mm

**HUSUM**  
S8785  
pag 8




19 mm

**HALLE**  
S8780  
pag 9




19 mm

**LOLLAND**  
S8782  
pag 10




19 mm

**HAMM**  
S8765CR8  
pag 11



19 mm

**HANNOVER**  
S8786  
pag 12




19 mm

**AACHEN**  
S8788CR8  
pag 13




19 mm

**GERA**  
S8760CR8  
pag 14




19 mm

**HEIDELBERG**  
S8787  
pag 15



28 mm

**LAVAL**  
S815CRO  
pag 16




28 mm

**CHOLET**  
S8381CRO  
pag 17




28 mm

**JOIGNY**  
S8351CRO  
pag 18




28 mm

**BERN**  
S892  
pag 19




28 mm

**SARAN**  
S820CRO  
pag 20




28 mm

**SEDAN**  
S8350CRO  
pag 21




28 mm

**SARTHE**  
S838CRO  
pag 22




28 mm

**BAVARIA**  
S8383  
pag 23



28 mm

**SOLOGNE**  
S877CRO  
pag 24




28 mm

**CHIMAY**  
S8275CRO  
pag 25



28 mm

**GENÈVE**  
S8371CRO  
pag 26




28 mm

**DOLE**  
S8384CRO  
pag 27




28 mm

**PASSAGE**  
S841  
pag 28




28 mm

**LEIPZIG**  
S8342CRO  
pag 29




28 mm

**SION**  
S828CRO  
pag 30




28 mm

**THUN**  
S8385CRO  
pag 31



28 mm

**VISP**  
S8386CRO  
pag 32




28 mm

**VEVEY**  
S8343CRO  
pag 33




28 mm

**ZÜRICH**  
S832CRO  
pag 34




28 mm

**ZÜRICH**  
S835CRO  
pag 35




28 mm

**MONTREUX**  
S8344CRO  
pag 36



28 mm

**CHUR**  
S8345CRO  
pag 37



28 mm

**VERNIER**  
S8346CRO  
pag 38



34 mm

**VILLACH**  
S8955  
pag 39



34 mm

**INNSBRUCK**  
S8963  
pag 40




34 mm

**SALZBURG**  
S8964  
pag 41




34 mm

**LINZ**  
S8965  
pag 42




40 mm

**RIGNITZ**  
S8969  
pag 43




40 mm

**CHAMONIX**  
S8980  
pag 44




40 mm

**CHAMONIX**  
S8982  
pag 45




40 mm

**CHAMONIX**  
S8984  
pag 46




40 mm

**CHAMONIX**  
S8981  
pag 47



40 mm


**ROSTOCK**  
S8970  
pag 48



40 mm


**WEEKEND**  
S8971  
pag 49

## MODERN




19 mm

**LANTEN**  
S8784  
pag 50




19 mm

**MÜNSTER**  
S8790CR8  
pag 51




19 mm

**HOF**  
S8764CR8  
pag 52



28 mm

**LANGRES**  
S8352CRO  
pag 53




28 mm

**PAU**  
S8349CRO  
pag 54



40 mm

**VIBORG**  
S8994  
pag 55




19 mm

**LUND**  
S8715  
pag 56




19 mm

**SJOBÖ**  
S8716  
pag 57




28 mm

**BERGEN**  
S8214  
pag 58



28 mm

**OSLO**  
S8216  
pag 59




28 mm

**LARVIK**  
S8221  
pag 60




28 mm

**ARHUS**  
S8387  
pag 61



28 mm

**STOCKHOLM**  
S8217  
pag 62




28 mm

**ODENSE**  
S8323  
pag 63




28 mm

**AALBORG**  
S8322  
pag 64




28 mm

**MALMÖ**  
S8213  
pag 65




28 mm

**GÖTEBORG**  
S8220  
pag 66



28 mm

**BREST**  
S8215  
pag 67



28 mm

**CHANZY**  
S8230  
pag 68

## LUMINOUS


NEW



19 mm  
ALMERIA  
S8701  
pag 69



19 mm  
MURCIA  
S8702  
pag 70



19 mm  
MALAGA  
S8703  
pag 71




19 mm  
VALENCIA  
S8704  
pag 72



28 mm  
VERONA  
S8244  
pag 73



28 mm  
VENEZIA  
S8245  
pag 74




28 mm  
MILANO  
S8246  
pag 75




28 mm  
MERANO  
S8247  
pag 76


## COTTAGE



28 mm  
GALWAY  
S8503  
pag 77




28 mm  
LIMERICK  
S8505  
pag 78



28 mm  
CORK  
S8507  
pag 79


## ARCH



28 mm  
DAINVILLE  
S844  
pag 80




28 mm  
DAINVILLE  
S845  
pag 81




28 mm  
BONNEVILLE  
S8411  
pag 82


## PYRAMID



28 mm  
NANCY  
S8204  
pag 83




28 mm  
NANCY  
S8205  
pag 84



28 mm  
NANCY  
S8207  
pag 85


## PLAYHOUSE



16 mm  
PLAYHOUSE  
S8400  
pag 86




16 mm  
PLAYHOUSE  
S8405  
pag 87




16 mm  
PLAYHOUSE  
S8414  
pag 88


## GARAGE



28 mm  
HOBBY GARAGE  
ATELIER  
S8937/S8937  
pag 89



28 mm  
GARAGE  
S8945/S8942  
pag 90



40 mm  
GARAGE  
S8946/S8944  
pag 91



40 mm  
GARAGE  
MODERNE  
S8935/S8993  
pag 92




28 mm  
TORINO  
S8248  
pag 93



40 mm  
BOX  
S8973  
pag 94

## CARPORT



28 mm  
RANDERS  
S8389  
pag 97



NEW  
CARPORT  
MODULAR  
S7721  
pag 101



NEW  
CARPORT  
MODULAR  
S7722  
pag 102



NEW  
CARPORT  
MODULAR  
S7723  
pag 103



NEW  
CARPORT  
MODULAR  
S7724  
pag 104

## PAVILION



19 mm  
REGENSBURG  
S710  
pag 95




28 mm  
PAVILION  
S8506  
pag 96




KIOSK  
S7701  
pag 105



KIOSK  
S7821  
pag 106



KIOSK  
S7703  
pag 107




KIOSK  
S7706  
pag 108




KIOSK  
S7704  
pag 109



KIOSK  
S7705  
pag 110



KIOSK  
S7707  
pag 111



KIOSK  
S7708  
pag 112

ref	mm	mm x mm	pag	ref	mm	mm x mm	pag
S710	19	3440x2588	95	S8389	28	2400x2000+4600	97
S7701		2800x2800	105	S838CRO	28	2980x2380	22
S7703		4300x4300	107	S8400	16	PLAYHOUSE	86
S7704		2900x4900	109	S8405	16	PLAYHOUSE	87
S7705		3400x5900	110	S841	28	4180x2980	28
S7706		5500x5500	108	S8411	28	3880x2980	82
S7707		3500x3000	111	S8414	16	PLAYHOUSE	88
S7708		4400x3400	112	S844	28	2980x2380	80
S7721			101	S845	28	3880x3280	81
S7722			102	S8503	28	1980x2980	77
S7723			103	S8505	28	2980x3880	78
S7724			104	S8506	28	3630x3630	96
S7821		3515x3515	106	S8507	28	2980x2980+2654	79
S815CRO	28	2380x1980	16	S8701	19	3094x2038	69
S8204	28	2050x2050	83	S8702	19	3094x2038	70
S8205	28	2550x2550	84	S8703	19	3066x2038	71
S8207	28	3050x3050	85	S8704	19	3066x2038	72
S820CRO	28	2980x1980	20	S8715	19	2672x1883	56
S8213	28	3911x3011	65	S8716	19	3357x2567	57
S8214	28	2411x2011	58	S8760CR8	19	2480x2480	14
S8215	28	2980x2980	67	S8764CR8	19	2480x2480	52
S8216	28	3011x2011	59	S8765CR8	19	2380x2080	11
S8217	28	3611x2411	62	S877CRO	28	2980x2980	24
S8220	28	4196x3916	66	S8780	19	2080x2080	9
S8221	28	3296+1200x2416	60	S8782	19	2080x2080	10
S8230	28	2550x2550	68	S8784	19	2080x2080	50
S8244	28	3035x2435	73	S8785	19	2680x1480	8
S8245	28	3335x2735	74	S8786	19	2680x2080	12
S8246	28	3035x3035	75	S8787	19	2680x2680	15
S8247	28	3035x3035	76	S8788CR8	19	2380+690x2380	13
S8248	28	5700x3600	93	S8790CR8	19	2380+1480x2380	51
S8275CRO	28	3580x2980	25	S892	28	2980+884x1980	19
S828CRO	28	4180x3280	30	S8935	40	3580x5380	92
S8322	28	3000x3000+3000	64	S8937	28	3280x4780	89
S8323	28	3000x3000	63	S8942	28	3580x5380	90
S832CRO	28	5080x3280	34	S8943	28	3280x4780	89
S8342CRO	28	4480x2980	29	S8944	40	3580x5380	91
S8343CRO	28	5080x4780	33	S8945	28	3580x5380	90
S8344CRO	28	5080x5080	36	S8946	40	3580x5380	91
S8345CRO	28	5380x5080	37	S8955	34	3000x2400	39
S8346CRO	28	5380x5380	38	S8963	34	3000x3000	40
S8349CRO	28	2480x2480	54	S8964	34	3900x3000	41
S8350CRO	28	2480x2480	21	S8965	34	3900x3900	42
S8351CRO	28	2380+690x2380	18	S8969	40	4180x3880	43
S8352CRO	28	2380+1480x2380	53	S8970	40	5680x3880	48
S835CRO	28	5080x3880	35	S8971	40	5080x5080	49
S8371CRO	28	3880x2980	26	S8973	40	3280x3280	94
S8381CRO	28	2380x1980	17	S8980	40	2980x2980	44
S8383	28	3280x2380	23	S8981	40	4780x4180	47
S8384CRO	28	3880x2980	27	S8982	40	3880x3280	45
S8385CRO	28	4180x3280	31	S8984	40	4780x3580	46
S8386CRO	28	4180x3880	32	S8993	40	3580x5380	92
S8387	28	3296+3263x2416	61	S8994	40	4180x3280	55

- NL** Voor de ontwikkeling van de nieuwe modellen volgt Solid steeds nauwlettend de markttendensen op. Met de **Superia collectie** bieden we kwalitatieve moduleerbare en combineerbare constructies waarmee u als retailer aan ieders wensen en verwachtingen kan voldoen.
- FR** Pour le développement de nouveaux modèles, Solid suit de près les tendances sur le marché. Avec la **collection Superia** nous privilégions des constructions combinables et modulables de qualité qui vous permettent, en tant que détaillant, de répondre aux souhaits et aux attentes de chacun.
- EN** At Solid we always keep our finger on the pulse of market trends when we develop new models. With the **Superia collection** we focus on quality modular and matching constructions which allow you, as a retailer, to meet everyone's needs and expectations.
- DE** Bei der Entwicklung von neuen Modellen trägt Solid den Markttrends stets genauestens Rechnung. Bei der **Superia Kollektion** liegt der Schwerpunkt auf hochwertigen modularen und kombinierbaren Holzbauten, mit denen Sie als Händler jegliche Wünsche und Erwartungen Ihrer Endkunden erfüllen können.
- CZ** Při vývoji nových modelů dřevostaveb vychází firma SOLID vždy z nejnovějších trendů a požadavků zákaznického trhu. V **kolekci Superia** jsou těžištěm nabídky vysoce kvalitní, kombinovatelné a modulovatelné dřevostavby, takže prodejce může splnit zákazníkovi jakékoli jeho přání či očekávání.



## HOME DELIVERY

- NL** Solid onderscheidt zich van de meeste van zijn collega's door rechtstreekse levering aan huis bij particulieren te bieden.
- FR** Solid se distingue de la plupart de ses collègues en offrant une livraison directe au domicile des particuliers.
- EN** Solid distinguish itself from most of his competitors because of his direct home delivery service to individual customers.
- DE** Solid unterscheidet sich von vielen Mitbewerbern durch das Angebot einer Direktbelieferung zum Wohnort des Endkunden.
- CZ** Solid se odlišuje od svých mnohých konkurentů tím, že nabízí zákazníkovi přímý dovoz až na adresu jeho bydliště.

STORAGE

Te weinig bergruimte in uw woning? In een tuinhuisje kan u makkelijk al uw spullen veilig opbergen of hebt u uw tuinmateriaal altijd bij de hand.

Trop peu d'espace de rangement dans votre habitation ? Un abri de jardin vous permettra de stocker des objets en toute sécurité et d'avoir toujours votre matériel de jardin à portée de main.

Not enough storage space in your home? You can easily and safely store all your belongings in a garden shed and keep your gardening tools close at hand.

Zu wenig Stauraum in Ihrer Wohnung? In einem Gartenhaus können Sie Ihr gesamtes Gartenzubehör bequem und sicher aufbewahren und haben es stets in Ihrer Nähe.

Máte málo úložného prostoru ve Vašem bytě? V zahradním domku můžete skladovat pohodlně a spolehlivě veškeré zahradní příslušenství a máte jej stále poblížku.

OUTDOOR LIVING & WORKING

Een gezellige zomeravond, maar net iets te fris om in openlucht te zitten? Of u werkt graag buiten maar niet onder een felle zon? Onder een overkapping bent u beschermd en kan u toch lekker genieten van uw tuin en van de buitenlucht.

Une délicieuse soirée d'été, juste un peu trop fraîche pour rester dehors ? Vous aimez travailler dehors, mais pas sous un soleil trop écrasant ? Sous une couverture de terrasse, vous serez protégé tout en pouvant profiter de votre jardin et du grand air.

The summer evening is pleasant, yet somewhat cool to sit in the open air? Or you'd like to work outside but not under a bright sun? A canopy affords you protection while still allowing you to enjoy your garden and the outdoors.

Ein geselliger Sommerabend, aber eigentlich etwas zu kalt, um an der frischen Luft zu sitzen? Oder Sie arbeiten gern draußen, aber nicht in der prallen Sonne? Unter einer Überdachung sind Sie geschützt und können dennoch Ihren Garten und die frische Luft genießen.

Je krásný letní podvečer, ale poněkud chladný k tomu, abyste mohli sedět venku na čerstvém vzduchu? Nebo pracujete rádi venku, ale ne na prudkém slunci? Pod přestřešením jste chráněni a můžete si užívat Vaší zahrady a čerstvého vzduchu.

CAR PARKING

U wil uw auto veilig of beschermt bij uw woning parkeren? Met een garage of carport is dit zo geregeld.

Vous souhaitez stationner votre voiture en toute sécurité et à l'abri des intempéries, à proximité de votre habitation ? Un garage ou un carport, et c'est réglé.

You want to park your car safely or under a shelter at your property? A garage or carport is the solution.

Sie möchten Ihren Pkw bei Ihrer Wohnung sicher oder geschützt parken? Mit einer Garage oder einem Carport wird dieser Wunsch erfüllt.

Chtěli byste parkovat Váš automobil s jistotou a chráněný? S garáží nebo přístřeškem pro auto bude toto přání splněno.

OUTDOOR COVERING

Uw fietsen, tuinmeubilair... beschermen tegen weer en wind. Onder een eenvoudige constructie kan u comfortabel al uw spullen kwijt.

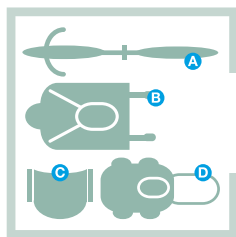
Protégez vos vélos, votre mobilier de jardin... du vent et de la pluie. Une construction simple vous permet de ranger toutes vos affaires.

Protect your bicycles, garden furniture... against wind and weather. You can comfortably store all your stuff under a simple structure.

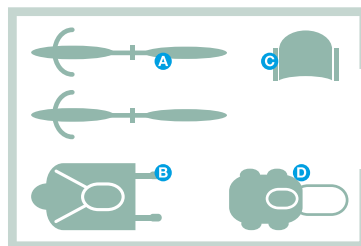
Ihre Fahrräder, Ihre Gartenmöbel... vor Wind und Wetter schützen. Unter einer einfachen Konstruktion bringen Sie Ihr gesamtes Sammelsurium bequem unter.

Vaše bicykly, Váš zahradní nábytek... ochráněny před nepřízní počasí. Pod jednoduchou konstrukcí pohodlně uschováte všechny Vaše věci pro venkovní použití.

HOE GROOT MOET MIJN TUINHUIS ZIJN?  
 QUELLE DOIT ÊTRE LA TAILLE DE MON ABRI DE JARDIN?  
 HOW LARGE SHOULD MY GARDEN SHED BE?  
 WIE GROSS MUSS MEIN GARTENHAUS SEIN?  
 JAK VELKÝ BY MĚL BÝT MŮJ ZAHRADNÍ DOMEK?



± 5 m<sup>2</sup>



± 8 m<sup>2</sup>

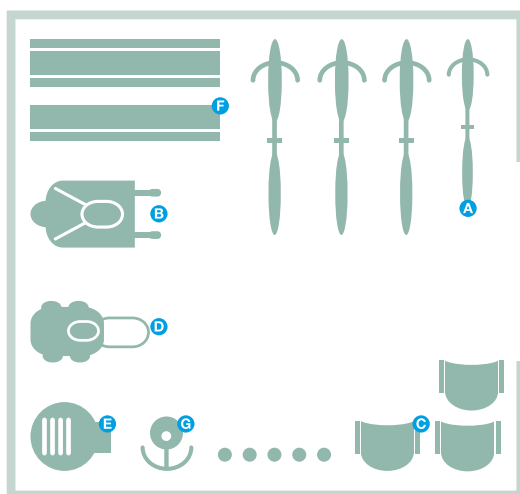
Om u een idee te geven van de beschikbare opbergruimte, zetten we ter illustratie enkele veel voorkomende binnenoppervlaktes op een rijtje.

Pour vous donner une idée de l'espace de rangement disponible, nous vous fournissons quelques surfaces intérieures fréquemment utilisées à titre d'illustration.

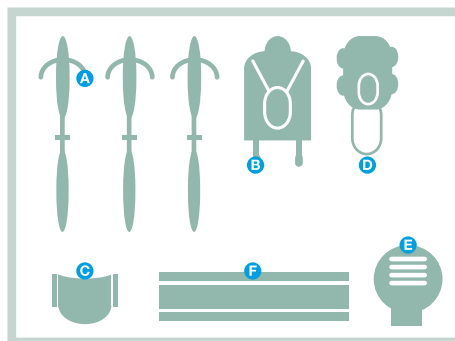
To give you an idea of the available storage space and by way of illustration, we've listed some very common interior surface areas.

Um Ihnen eine Vorstellung von dem verfügbarem Stauraum zu vermitteln, stellen wir Ihnen zur Illustration einige gängige Innenflächen vor.

Abyste si udělali dobrou představu o použitelném prostoru, představujeme Vám pro ilustraci několik vnitřních ploch.



± 25 m<sup>2</sup>



± 15 m<sup>2</sup>

- A Fiets - Bicyclette - Bicycle - Fahrrad - Jízdní kolo
- B Kruiwagen - Brouette - Wheelbarrow - Schubkarre - Zahradní kolečko
- C Tuinstoelen - Chaises de jardin - Garden chairs - Gartenstühle - Zahradní židle
- D Grasmachine - Tondeuse à gazon - Lawn mower - Rasenmäher - Travní sekačka
- E BBQ - BBQ - Grill - Grill
- F Plooiatfel - Table pliante - Folding table - Klapptisch - Rozkládací stůl
- G Bosmaaier - Débroussailluse - Brushcutter - Motorsense - Motorová kosa

## NL: MONTAGETIPS

### Vooraf

- Bent u een handige doe-het-zelver? Een Solid houten constructie zelf installeren kan geen probleem zijn met de montagehandleiding bij de hand. Toch nog vragen? Check [www.solid.eu](http://www.solid.eu) en bekijk onze montagefilmpjes
- Bent u zelf toch niet zo handig? Informeer naar de mogelijkheid om een montageteam in te schakelen.
- Check op voorhand bij uw gemeente of er geen bouwvergunning vereist is voor de constructie.
- Is uw houten constructie niet geïmpregneerd bij productie dan behandelt u deze best vóór montage met een schimmel- en insectenwerend product.
- Voor een duurzame plaatsing en een stabiele ondergrond is het aangewezen om een grondplaat in beton te gieten, alvorens uw tuinhuis op te zetten. Om de afmetingen voor deze plaat te kennen, neem de grondoppervlakte 'binnen' en tel hier aan de 4 zijden de wanddikte van uw constructie bij. Meer info hierover vindt u op [www.solid.eu](http://www.solid.eu).

### Na

- Om een lange levensduur te verzekeren raden wij aan om uw houten constructie regelmatig te behandelen met een dekkende verf of een beits op waterbasis. En dit enkel op de buitenzijde. De binnenzijde laat u best onbehandeld zodat het hout kan ademen.
- Voor een goede afwatering adviseren wij ook goten en een wateropvangbak te plaatsen.

## DE: MONTAGETIPPS

### Vorbereitung

- Sind Sie ein geschickter Heimwerker? Mit der beigelegten Aufbauanleitung dürfte das Selbst-Aufbauen eines Solid-Holzbaus kein Problem darstellen. Sie haben trotzdem noch Fragen? Besuchen Sie [www.solid.eu](http://www.solid.eu) und schauen Sie sich unsere Montagefilme an.
- Das Selbst-Aufbauen ist doch nicht so Ihr Ding? Informieren sie über die Möglichkeiten ein Montageteam zu beauftragen.
- Überprüfen Sie im Vorfeld bei Ihrer Gemeinde, ob eine Baugenehmigung für diesen Bau erforderlich ist.
- Sollte Ihr Holzbau nicht werksseitig imprägniert sein, dann behandeln Sie diesen am besten vor der Montage mit einem Schutzmittel gegen Schimmel und Insekten.
- Für eine dauerhafte Montage und einen stabilen Untergrund wird empfohlen, vor dem Aufbau des Gartenhauses eine Bodenplatte aus Beton zu gießen. Die Abmessungen dieser Platte erhalten Sie, indem Sie die Grundinnenfläche nehmen und zu dieser an den 4 Seiten die Wandstärke Ihrer Konstruktion addieren. Mehr Infos dazu finden Sie auf [www.solid.eu](http://www.solid.eu).

### Nach dem Aufbau

- Um eine lange Lebensdauer zu gewährleisten, empfehlen wir den Holzbau regelmäßig mit einer deckenden Farbe oder einer Beize auf Wasserbasis zu behandeln. Und dies ausschließlich an der Außenseite. Die Innenseite lassen Sie am besten unbehandelt, damit das Holz atmen kann.
- Für einen guten Regenwasserabfluss empfehlen wir die Montage von Dachrinnen und das Aufstellen einer Regentonne.

## FR: CONSEILS DE MONTAGE

### Avant

- Vous êtes un bricoleur habile ? Vous pourrez installer vous-même une construction en bois Solid sans le moindre problème à l'aide du manuel de montage fourni. Et si vous avez des questions, surfez sur [www.solid.eu](http://www.solid.eu) ou consultez nos films de montage.
- Vous n'êtes pas aussi habile de vos mains ? Informez-vous sur la possibilité de faire appel à une équipe de montage.
- Contrôlez à l'avance si votre commune n'exige pas à un permis de bâtir pour la construction.
- Si votre construction en bois n'a pas été imprégnée à la fabrication, il est préférable de la traiter avant le montage à l'aide d'un produit fongicide.
- Pour une installation durable sur un support stable, il est indiqué de couler une chape de béton isolée avant de construire l'abri de jardin. Pour connaître la dimension de la dalle, prenez la surface au sol (intérieure) et ajoutez-y l'épaisseur des murs de votre construction des quatre côtés. Vous trouverez de plus amples informations à ce propos sur [www.solid.eu](http://www.solid.eu).

### Après

- Pour prolonger la durée de vie de votre construction en bois, nous vous conseillons de la traiter régulièrement à l'aide d'une peinture opaque ou d'une lasure en phase aqueuse. A n'appliquer que sur la face extérieure : il est en effet préférable de ne pas traiter la face intérieure afin de permettre au bois de respirer.
- Nous vous conseillons également de prévoir des gouttières ainsi qu'un collecteur d'eau pour une bonne évacuation des eaux.

## CZ: TIPY PRO MONTÁŽ

### Příprava

- Jste šikovný domácí kutil? S příloženým montážním návodem by pro Vás montáž domku neměla představovat žádný problém. Pokud byste přesto měli další otázky, konzultujte je na [www.solid.eu](http://www.solid.eu)
- Podívejte se na instruktážní filmy k montáži.
- Nemáte odvahu si provést montáž sami? Informujte se o možnosti objednání odborné montáže.
- Informujte se na místně příslušném stavebním úřadu, zda je pro tento typ stavby požadováno stavební povolení.
- Pokud není dřevostavba impregnována z výroby, proveďte nátěr proti dřevokaznému hmyzu a plísní nejlépe již před montáží.
- Pro snadnou montáž a stabilitu zahradního domku i trvanlivost základu doporučujeme provést základovou desku z betonu. Rozměry základové desky zjistíte tak, že vezmete rozměry základní vnitřní plochy domku a na každé straně přičtete tloušťku stěny předmětného domku. Více informací na [www.solid.eu](http://www.solid.eu)

### Po montáži.

- Aby byla zajištěna trvanlivost výrobku doporučujeme nátěr ochranným prostředkem na dřevo z vnější strany domku. Vnitřní stěny nechte nenatřeny, aby dřevo mohlo dýchat.
- Pro správné odvedení vody ze střechy se poraďte s místním odborníkem.

## EN: ASSEMBLY TIPS

### Before

- If you are a handy DIY enthusiast, you won't have any problems erecting a Solid wood construction with the assembly instructions at hand. Still have questions? Check out [www.solid.eu](http://www.solid.eu) and watch our assembly videos.
- DIY is not really your forte? Ask about the possibility of hiring an installation team.
- Check in advance with your city council if a building permit is required for the construction.
- If your wood construction was not impregnated during production, you should treat it before assembly with an antifungal and insect repellent product.
- For a long-lasting installation and a stable surface, we recommend that you cast a concrete base plate before erecting your garden shed. To calculate the dimensions for this plate, take the floor surface 'inside' and add the wall thickness of your construction on the 4 sides. More info can be found on [www.solid.eu](http://www.solid.eu).

### After

- To ensure the longevity of your wood construction, we recommend that you treat it regularly with an opaque paint or a water-based stain. And this only on the outside. You should leave the inside untreated to allow the wood to breathe.
- In order to assure a good drainage, we advise to install gutters and a water container.



U wenst een montageteam in te schakelen voor het plaatsen van uw houten constructie? Bel ons op het nummer **+32 (0)56 461616** voor een offerte of afspraak.

Vous souhaitez faire monter votre abri de jardin par une équipe de montage ? Contactez-nous au **+32 (0)56 46 16 16** pour recevoir une offre ou un rendez-vous.

You want to have your garden shed set up by an installation team? Call us on the number **+32 (0)56 461616** for a quote or reservation.

Sie möchten Ihr Gartenhaus durch ein erfahrenes Montageteam aufbauen lassen? Kontaktieren Sie uns unter der Nummer **+49 (0) 9281 - 840 597 0** für ein Angebot oder eine Terminabsprache.

Chtěli byste si nechat postavit domek od zkušeného montážního týmu?

Kontaktujte nás na mailové adrese: [info@solid.eu](mailto:info@solid.eu) pro cenovou nabídku a domluvení termínu montáže.



Volg stap per stap de montage van een **Solid** tuinhuis op volgende video.

Suivez le montage étape par étape d'un abri de jardin **Solid** sur la vidéo suivante.

Follow step by step the montage of a **Solid** garden shed on next movie.

Im folgenden Video sehen Sie die Montage eines **Solid** Gartenhauses Schritt für Schritt.

V následujícím videu můžete shlédnout montáž zahradního domku **Solid** krok za krokem.



[www.solid.eu/montage](http://www.solid.eu/montage)



## DOORS AND WINDOWS

**NL:** Afhankelijk van het model van het tuinhuis vindt u verschillende soorten deuren en ramen. Hieronder geven wij u een overzicht van de varianten. Al onze tuinhuizen in het **Superia** reeks, met uitzondering van de moderne modellen, met een dikte van 28 mm en meer zijn voorzien van ramen met **gehard glas**. Onze moderne tuinhuizen beschikken over ramen met ondoorzichtig plexiglas.

**FR:** En fonction du modèle de l'abri de jardin vous trouverez différents modèles de portes et fenêtres. Ci-dessous nous vous donnons un aperçu des variantes. Tous nos abris de jardin dans la gamme **Superia**, excepté les modèles modernes, avec une épaisseur de 28 mm et plus sont dotés de fenêtres en **verre trempé**. Nos abris de jardin modernes ont des fenêtres en plexiglas opaque.

**EN:** Depending on the model of the garden shed you will find different types of doors and windows. Below we give you an overview of the variants. All our garden sheds from the **Superia** range, except for modern models, with a thickness of 28 mm and more are equipped with **tempered glass** windows. Our modern garden sheds have windows with opaque plexiglass.

**DE:** Für bestimmte Gartenhausmodelle finden Sie verschiedene Tür- und Fenstervarianten. Unten geben wir einen diesbezüglichen Überblick.

Alle Häuser der **Superia** Reihe - die Linie Modern ausgenommen - mit einer Wandstärke von 28mm und mehr sind mit Fenstern aus **gehärtetem Glas** ausgestattet. Unsere modernen Gartenhäuser verfügen über undurchsichtige Fenster aus Plexiglas.

**CZ:** Pro různé modely domků najdete i různé varianty dveří a oken. Niže uvádíme celkový přehled. Všechny domky řady **Superia** - vyjma řady Modern - od tloušťky stěny 28 mm a více jsou vybaveny zasklením z tvrzeného skla. Naše řada, Modern zůstává vybavena mléčným, neprůhledným plexisklem.




## LOW ENTRY



**NL:** Al onze tuinhuizen uit het **Superia** reeks met een wanddikte van 28mm of meer zijn voorzien van de "Low entry" deur. Hierdoor kunt u gemakkelijk met uw fiets of grasmachine binnenrijden zonder een drempel te hoeven nemen.

**FR:** Tous nos abris de jardin dans la gamme **Superia** avec une épaisseur 28 mm et plus sont munis de la porte "low entry". Celle-ci vous permet aisément de pouvoir ranger vos vélos ou une tondeuse dans votre abri de jardin sans devoir surmonter un seuil surélevé.



**EN:** All our garden sheds from the **Superia** range with a thickness of 28 mm or more are covered by the "low entry" door. This easily allows you to be able to ride your bike or drive your ride-on mower easily into your garden shed without going over a ramp.

**DE:** Sämtliche Gartenhäuser der **Superia** Reihe mit einer Wandstärke von 28mm und mehr sind mit einer "Low entry"-Tür ausgestattet. Diese erlaubt Ihnen einen nahezu barrierefreien Zugang mit dem Fahrrad oder Rasenmäher, ohne eine Türschwelle überwinden zu müssen.



**CZ:** Všechny zahradní domky řady **Superia** s tloušťkou stěny 28 mm a více jsou opatřeny dveřmi typu "Low entry". Jedná se o téměř bezbariérový přístup s bicyklem nebo sekačkou na trávu, takže nemusí být překonáván práh dveří.

## OPBOUWSYSTEMEN - SYSTÈMES DE MONTAGE - BUILDING SYSTEMS - AUFBAUSYSTEME - MONTÁŽNÍ SYSTÉMY



Het traditionele blokhuut bouwsysteem waarbij houten profielen met tand en groef op elkaar worden geplaatst en over de hoeken kruislings in elkaar geschoven.

Le système traditionnellement utilisé dans la construction de chalets de jardin : des profilés en bois dotés de languettes et de rainures qui s'emboîtent les uns dans les autres, puis se glissent transversalement les uns dans les autres par les angles.

The traditional log cabin building system in which wooden profiles with tongue and groove are placed on top of each other and pushed into each other crosswise over the corners.

Das traditionelle Blockhütten-Bausystem, bei dem Holzprofile mit Nut und Feder aufeinander gesetzt werden und über die Ecken kreuzweise ineinander geschoben werden.

Tradiční roubený stavební systém, při kterém se profilovaná prkna opatřená drážkou a perem sesazují v rozích křížem do vyfrézovaných zářezů.



Verschillende vooraf gemonteerde wandpanelen worden zijdelings of loodrecht tegen elkaar geplaatst en onderling verbonden.

Des panneaux muraux prémontés sont placés les uns contre les autres latéralement ou perpendiculairement, puis reliés entre eux.

Various pre-mounted wall panels are placed side by side or perpendicularly to each other and interconnected.

Verschiedene vormontierte Wandpaneele werden nebeneinander oder übereinander gesetzt und miteinander verbunden.

Předmontované panely domku se usadí na místo a spojí mezi sebou.



Houten profielen met tand en groef die makkelijk in elkaar te schuiven zijn en waarvan de uiteinden geconnecteerd worden via een metalen profiel.

Profilés en bois avec languettes et rainures faciles à glisser les uns dans les autres, dont les extrémités sont fixées à l'aide d'un profilé métallique.

Wooden profiles with tongue and groove which are easy to slide into each other and whose ends are connected through a metal profile.

Holzprofile mit Nut und Feder, die sich bequem ineinander schieben lassen und deren Enden über ein Metallprofil verbunden werden.

Profilovaná prkna s drážkou a perem se do sebe dají snadno zasouvat a jsou na koncích spojovány kovovým profilem.




Houten tand en groef profielen worden in elkaar geschoven en op de uiteinden individueel vastgeschroefd tegen een houten hoekstaander.

Profilés en bois avec languettes et rainures faciles à glisser les uns dans les autres, dont les extrémités sont vissées individuellement aux poteaux d'angle en bois.

Wooden tongue and groove profiles are placed on top of each other and individually screwed at the ends to a wooden corner posts.

Die Nut und Feder Bretter zusammen stecken und einzeln mit Eckpfosten verschrauben.

Prkna s perem a drážkou se nasadí do sebe a jednotlivě přišroubují k rohovým stojnám.



## SOLID'S UNIQUE ANTI-ROT TECHNOLOGY



### NL: 5 jaar garantie tegen houtrot

De producten aangegeven met dit label zijn tot in de kern onder hoge druk geïmpregneerd in autoclaaf. Deze behandeling met het product Wolmanit CX10 biedt een duurzame bescherming tegen schimmels en houtaantastende insecten. Bovendien is Wolmanit CX10 chroom- en arsenvrij, waardoor het beantwoordt aan de gezondheids- en milieunormen.

### FR: 5 ans de garantie contre les dégradations

Les produits qui portent ce label ont été soumis à une imprégnation sous haute pression en autoclave jusqu'au cœur du bois. Ce traitement au Wolmanit CX10 offre une protection durable contre les moisissures et les insectes qui attaquent le bois. De plus, le Wolmanit CX10 est un produit sans chrome, ni arsenic, qui répond ainsi aux normes sanitaires et environnementales.

### EN: 5 year warranty against rot

The products bearing this label are impregnated through and through in a high pressure autoclave. This treatment with the product Wolmanit CX10 provides lasting protection against fungi and wood-destroying insects. Wolmanit CX10 is also chromium and arsenic-free, which means that it meets the health and environmental standards.

### DE: 5 Jahre Garantie gegen Verrottung

Die mit diesem Label versehenen Produkte wurden im Autoklaven unter hohem Druck bis in den Kern imprägniert. Diese Behandlung mit dem Produkt Wolmanit CX10 bietet einen dauerhaften Schutz gegen Schimmel und sonstige Holzschädlinge. Darüber hinaus ist Wolmanit CX10 chrom- und arsenfrei und erfüllt somit die Gesundheits- und Umweltnormen.

### CZ: 5 letou záruku proti dřevní

Výrobky označené touto nálepkou byly v autoclavu (vakuovém kotle) impregnovány až do jádra vysokým tlakem. Toto tlakové ošetření prostředkem Wolmanit CX 10 dodává dřevu dlouhodobou ochranu proti plísní a jiným dřevokodlivým faktorům. Wolmanit CX 10 neobsahuje ani chrom ani arsen a splňuje zdravotní normy jakož i normy pro ochranu životního prostředí.




Voor impregnatie  
Avant imprégnation  
Before impregnation  
Vor der Imprägnierung,  
Před impregnací



Na impregnatie  
Après imprégnation  
After impregnation  
Nach der Imprägnierung  
Po impregnaci

## BESCHIKBAAR GEÏMPREGNEERD - DISPONIBLE EN IMPRÉGNÉ - AVAILABLE IMPREGNATED KESSELDRUCKIMPRÄGNIERT ERHÄLTICH - K DOSTÁNÍ TAKÉ TLAKOVĚ IMPREGOVANÉ



28 mm

**LAVAL**  
**S815CRO-1**

pag 16



28 mm

**BERN**  
**S892-1**


pag 19



28 mm

**SARAN**  
**S820CRO-1**


pag 20



28 mm

**SEDAN**  
**S835CRO-1**


pag 21



28 mm

**SOLOGNE**  
**S877CRO-1**

pag 24



28 mm

**CHIMAY**  
**S8275CRO-1**


pag 25



28 mm

**DOLE**  
**S8384CRO**


pag 27



28 mm

**SION**  
**S828CRO-1**


pag 30



28 mm

**ZÜRICH**  
**S835CRO-1**

pag 35



28 mm

**VERNIER**  
**S8346CRO-1**


pag 38



28 mm

**LANGRES**  
**S8352CRO-1**

pag 53



28 mm

**PAU**  
**S8349CRO-1**


pag 54



28 mm

**BREST**  
**S8215-1**


pag 67



28 mm

**LIMERICK**  
**S8505-1**

pag 78









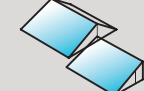






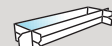



28 mm


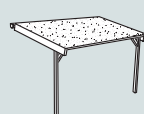



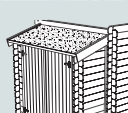

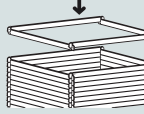


**DAINVILLE**  
**S844-1**

pag 80

# EIGENSCHAPPEN - CARACTÉRISTIQUES - FEATURES - EIGENSCHAFTEN - VLASTNOSTI

	Dikte/sectie Épaisseur/section Thickness Wandstärke Tloušťka stěny		Gewicht Poids Weight Gewicht Hmotnost		Afmetingen verpakking Dimensions colis Size packing Maße der verpackungen Rozměry balení
	Oppervlakte te schilderen Surface à peindre Surface to paint Zu streichende Fläche Plochy určené k nátěru		Sneeuwlast Charge de neige Snow load Schneelast Zatížení sněhem		Grondoppervlakte binnen Surface intérieure au sol Interior ground surface Innenfläche Vnitřní plochy
	Grondoppervlakte buiten Surface extérieure au sol Exterior ground surface Aussenfläche Venkovní plochy stěn (vč. přesahů)		Buitenoppervlakte met oversteek Surface hors tout Exterior ground surface with overhang Gesamtfläche incl. Dachüberstand Celková plocha vč. přesahu střechy		Dakhelling en dakoppervlakte Pente et surface toiture Gradient and roof area Dachneigung und Dachfläche Sklon střechy a plocha střechy
	Shingles Shingles Shingles Dachschindeln Bonnský střešní šindel		Permanente last Charge normale Permanent load Zatížení střechy		Vloer Plancher Floor Boden Podlaha
	Plexi Plexi Perspex Plexiglas Plexisklo		Glas Vitre Glass Glass Sklo		
	Paar luikjes Paire de volets Pair of shutters Paar Fensterladen Okenice pár		Bloembak Jardinière Flower box Blumenkasten Květinový truhlík		Roofing Roofing Roofing Dachpappe Střešní lepenka

## OPTIES (meerprijs) - OPTIONS (supplement) - OPTIONS (extra cost) OPTIONEN (Aufpreis) - DOPLŇKY A PŘÍSLUŠENSTVÍ

	Vloer dikte 16 mm Plancher épaisseur 16 mm Floor thickness 16 mm Boden Dicke 16 mm Podlaha 16 mm		Brandhoutberging 1250 mm breedte, aanpasbaar tot 3030 mm diepte (zwarte roofing). Bûcher largeur 1250 mm, adaptable jusqu'à 3030 mm de profondeur (roofing noir). Firewood bunker width 1250 mm adjustable to 3030 mm depth (black roofing). Scheppdach/Kaminholzunterstand Breite 1250 mm anpassbar bis 3030 mm tiefe (schwarze Dachpappe). Otevřený přístřešek šířka 1250 mm přizpůsobitelný do 3030 mm hloubky domku (černá lepenka)
	Paar luikjes Paire de volets Pair of shutters Paar Fensterladen Okenice pár		Aanbouwkast 19 mm (zwarte roofing). Diepte 690 mm. Enkele deur breedte 1180 mm. Hoogte achteraan 1618 mm, hoogte vooraan 1451 mm. Armoire adossée 19 mm (roofing noir). Profondeur 690 mm. Simple porte largeur 1180 mm. Hauteur arrière 1618 mm, hauteur avant 1451 mm. Annex 19 mm (black roofing). Depth 690 mm. Single door width 1180 mm. Height rear 1618 mm, height front 1451 mm. Anbauschränk 19 mm (schwarze Dachpappe). Tiefe 690 mm. Tür 1-Flüglig Breite 1180 mm. Höhe hinten 1618 mm, Höhe vorne 1451 mm. Uzavřený přístavek 19 mm (černá lepenka) hloubka 690 mm, dveře jednokřídlé šíře 1180 mm. Výška vzadu 1618 mm, výška vpředu 1451 mm.
	Bloembak 28 mm Jardinière Flower box Blumenkasten Květinový truhlík		Aanbouwkast 19 mm (zwarte roofing). Diepte 690 mm. Dubbele deur breedte 1780 mm. Hoogte achteraan 1618 mm, hoogte vooraan 1451 mm. Armoire adossée 19 mm (roofing noir). Profondeur 690 mm. Double porte largeur 1780 mm. Hauteur arrière 1618 mm, hauteur avant 1451 mm. Annex 19 mm (black roofing). Depth 690 mm. Double door width 1780 mm. Height rear 1618 mm, height front 1451 mm. Anbauschränk 19 mm (schwarze Dachpappe). Tiefe 690 mm. Tür 2-Flüglig Breite 1780 mm. Höhe hinten 1618 mm, Höhe vorne 1451 mm. Uzavřený přístavek 19 mm (černá lepenka) hloubka 690 mm, dveře dvoukřídlé šíře 1780 mm. Výška vzadu 1618 mm, výška vpředu 1451 mm.
	Aantal pakken shingles (3m²) Nombre de packets de shingles (3m²) Quantity of packs of shingles (3m²) Die benötigte Zahl der Pakete dachschindeln (3m²) Potřebný počet balíků bonnského střešního šindele (3m²)		Extra balklaag 28 mm (4 profielen van 5380 mm). Madrirs supplémentaires 28 mm (4 profils de 5380 mm). Extra beams 28 mm (4 beans of 5380 mm). Zusätzliche Bohlenreihe 28 mm (4 Stck. Bohlen von 5380 mm). Přídavná prkna 28 mm (4 kusy prken délky 5380 mm)
	Antistormkit Kit anti-tempête Fixing kit Windsicherung Zavetrování		Raam (voor moderne blokhutten 28 mm) 475 x 1184 mm. Fenêtre (pour chalets modernes 28 mm) 475 x 1184 mm. Window (for modern cabins 28 mm) 475 x 1184 mm. Fenster (für moderne Blockhäuser 28 mm) 475 x 1184 mm. Okno (pro nové domky 28 mm) 475 x 1184 mm

# HUSUM

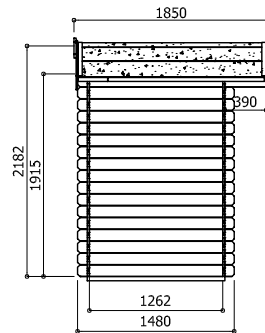
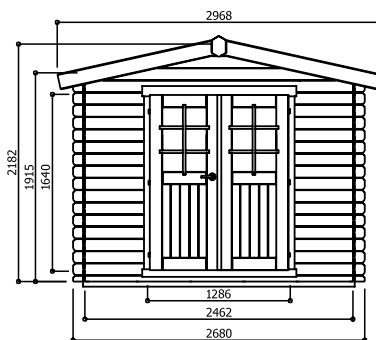
2680 x 1480 mm - 390 mm

## S8785



STORAGE

S8785



EIGENSCHAPPEN - CARACTÉRISTIQUES - FEATURES - EIGENSCHAFTEN - VLASTNOSTI

16 mm 19 mm 16 mm	± 230 kg	3000 x 1160 x 430 mm	± 20.00 m <sup>2</sup>	75 kg/m <sup>2</sup>
3.11 m <sup>2</sup>	3.97 m <sup>2</sup>	5.49 m <sup>2</sup>	12° 5.24 m <sup>2</sup>	

OPTIES - OPTIONS - OPTIONS - OPTIONEN - DOPLŇKY A PŘÍSLUŠENSTVÍ

S819 	S8755 	S8756 	3 x S579 	3 x S575 	3 x S577 	S8061 	S520 
----------	-----------	-----------	--------------	--------------	--------------	-----------	----------

# HALLE

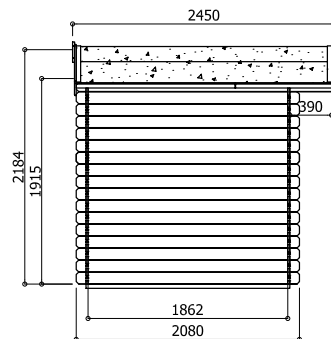
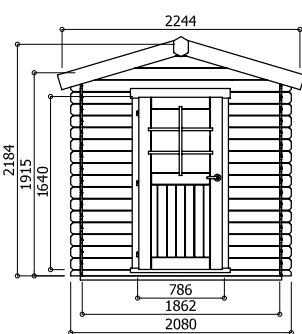
2080 x 2080 mm - 390 mm

## S8780



STORAGE

S8780



EIGENSCHAPPEN - CARACTÉRISTIQUES - FEATURES - EIGENSCHAFTEN - VLASTNOSTI

16 mm 19 mm 16 mm	± 260 kg	2610 x 1230 x 360 mm	± 19.20 m <sup>2</sup>	75 kg/m <sup>2</sup>
3.47 m <sup>2</sup>	4.33 m <sup>2</sup>	5.50 m <sup>2</sup>	16° 5.71 m <sup>2</sup>	

OPTIES - OPTIONS - OPTIONS - OPTIONEN - DOPLŇKY A PŘÍSLUŠENSTVÍ

S819	S8755	S8756	3 x S579	3 x S575	3 x S577	S8231	S520
------	-------	-------	----------	----------	----------	-------	------

# LOLLAND

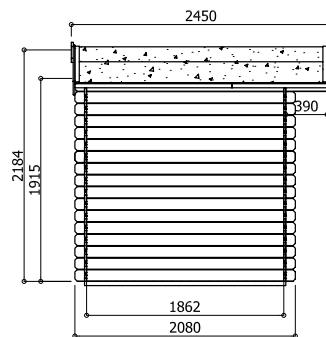
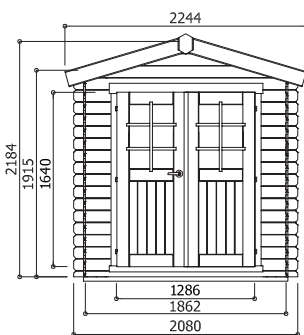
2080 x 2080 mm - 390 mm

## S8782



STORAGE

S8782



EIGENSCHAPPEN - CARACTÉRISTIQUES - FEATURES - EIGENSCHAFTEN - VLASTNOSTI

16 mm 19 mm 16 mm	± 280 kg	2500 x 1170 x 450 mm	± 19.20 m <sup>2</sup>	75 kg/m <sup>2</sup>
3.47 m <sup>2</sup>	4.33 m <sup>2</sup>	5.50 m <sup>2</sup>	16° 5.71 m <sup>2</sup>	

OPTIES - OPTIONS - OPTIONS - OPTIONEN - DOPLŇKY A PŘÍSLUŠENSTVÍ

S819	S8755	S8756	3 x S579	3 x S575	3 x S577	S8231	S520
------	-------	-------	----------	----------	----------	-------	------

# HAMM

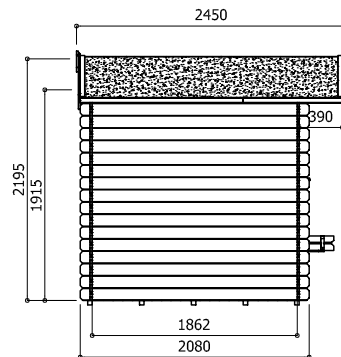
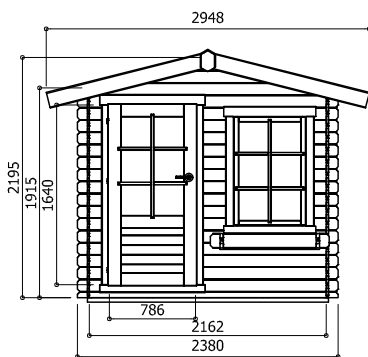
2380 x 2080 mm - 390 mm

# S8765CR8



STORAGE

S8765CR8



EIGENSCHAPPEN - CARACTÉRISTIQUES - FEATURES - EIGENSCHAFTEN - VLASTNOSTI

16 mm 19 mm 16 mm	± 286 kg	2500 x 1200 x 450 mm	± 21.20 m <sup>2</sup>	75 kg/m <sup>2</sup>	
4.03 m <sup>2</sup>	4.95 m <sup>2</sup>	7.22 m <sup>2</sup>	15° 7.01 m <sup>2</sup>		

OPTIES - OPTIONS - OPTIONS - OPTIONEN - DOPLŇKY A PŘÍSLUŠENSTVÍ

S819 	S8755 	S8756 	3 x S579 	3 x S575 	3 x S577 	S850 	S520 
----------	-----------	-----------	--------------	--------------	--------------	----------	----------

# HANNOVER

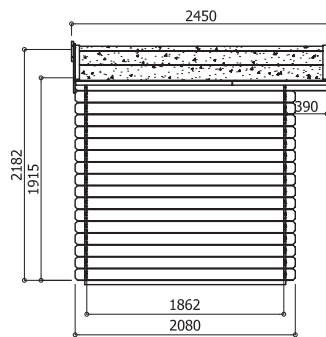
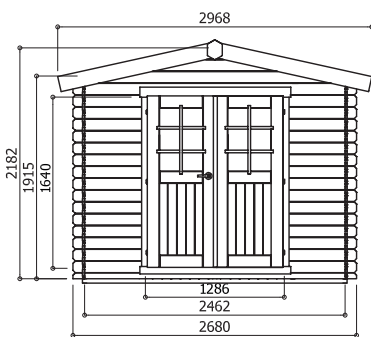
2680 x 2080 mm - 390 mm

## S8786



STORAGE

S8786



EIGENSCHAPPEN - CARACTÉRISTIQUES - FEATURES - EIGENSCHAFTEN - VLASTNOSTI

16 mm 19 mm 16 mm	± 400 kg	3000 x 1130 x 470 mm	± 22.30 m <sup>2</sup>	75 kg/m <sup>2</sup>
4.58 m <sup>2</sup>	5.57 m <sup>2</sup>	7.27 m <sup>2</sup>	12° 7.01 m <sup>2</sup>	

OPTIES - OPTIONS - OPTIONS - OPTIONEN - DOPLŇKY A PŘÍSLUŠENSTVÍ

S819	S8755	S8756	3 x S579	3 x S575	3 x S577	S850	S520



# AACHEN

2380 + 690 x 2380 mm - 690 mm

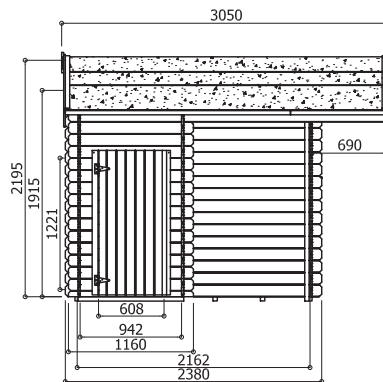
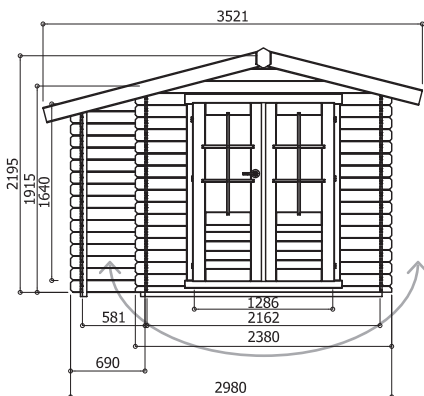
# S8788CR8



STORAGE



S8788R8



EIGENSCHAPPEN - CARACTÉRISTIQUES - FEATURES - EIGENSCHAFTEN - VLASTNOSTI

16 mm 19 mm 16 mm	± 520 kg	2780 x 1200 x 490 mm	± 27.10 m <sup>2</sup>	75 kg/m <sup>2</sup>
4.67 m <sup>2</sup>	5.66 m <sup>2</sup>	10.74 m <sup>2</sup>	15° 10.50 m <sup>2</sup>	

OPTIES - OPTIONS - OPTIONS - OPTIONEN - DOPLŇKY A PŘÍSLUŠENSTVÍ

S819	S8755	S8756	4 x S579	4 x S575	3 x S577	S8232	S520
------	-------	-------	----------	----------	----------	-------	------

# GERA

2480 x 2480 mm - 290 mm

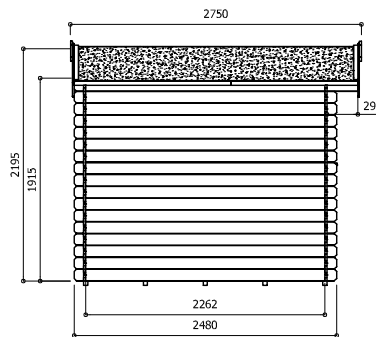
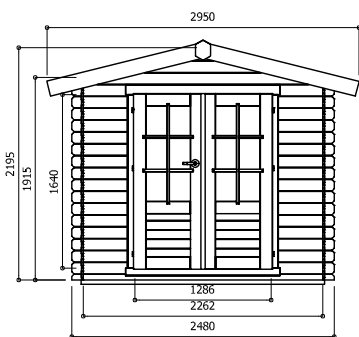
## S8760CR8



STORAGE



S8760CR8



EIGENSCHAPPEN - CARACTÉRISTIQUES - FEATURES - EIGENSCHAFTEN - VLASTNOSTI

16 mm 19 mm 16 mm	± 380 kg	2800 x 1200 x 400 mm	± 23.50 m <sup>2</sup>	75 kg/m <sup>2</sup>
5.12 m <sup>2</sup>	6.15 m <sup>2</sup>	8.11 m <sup>2</sup>	14° 7.90 m <sup>2</sup>	

OPTIES - OPTIONS - OPTIONS - OPTIONEN - DOPLŇKY A PŘÍSLUŠENSTVÍ

S819	S8755	S8756	3 x S579	3 x S575	3 x S577	S8232	S520
------	-------	-------	----------	----------	----------	-------	------

# HEIDELBERG

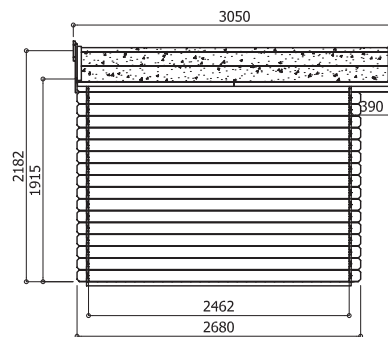
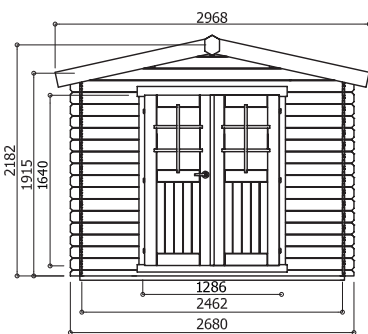
2680 x 2680 mm - 390 mm

## S8787














STORAGE

S8787



EIGENSCHAPPEN - CARACTÉRISTIQUES - FEATURES - EIGENSCHAFTEN - VLASTNOSTI

 16 mm 19 mm 16 mm	 ± 450 kg	 2960 x 1170 x 480 mm	 ± 24.60 m <sup>2</sup>	 75 kg/m <sup>2</sup>
 6.06 m <sup>2</sup>	 7.18 m <sup>2</sup>	 9.05 m <sup>2</sup>	 12° 8.78 m <sup>2</sup>	 

OPTIES - OPTIONS - OPTIONS - OPTIONEN - DOPLŇKY A PŘÍSLUŠENSTVÍ

S819 	S8755 	S8756 	4 x S579 	4 x S575 	3 x S577 	S8232 	S520 
--	---	---	--	--	--	--	--

# LAVAL

2380 x 1980 mm

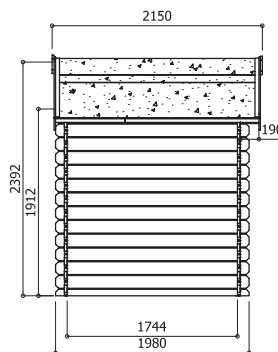
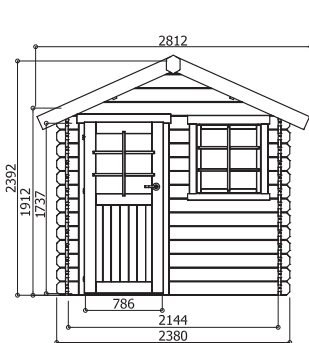
## S815CRO



STORAGE



S815CRO



Beschikbaar  
 Disponible  
 Available  
 Verfügbar  
 Dispozici



## S815CRO-1

EAN code: 5412025901296

EIGENSCHAPPEN - CARACTÉRISTIQUES - FEATURES - EIGENSCHAFTEN - VLASTNOSTI

16 mm 28 mm	± 380 kg	2400 x 1120 x 530 mm	± 21.70 m <sup>2</sup>	75 kg/m <sup>2</sup>
3.74 m <sup>2</sup>	4.71 m <sup>2</sup>	6.05 m <sup>2</sup>	24° 6.13 m <sup>2</sup>	


OPTIES - OPTIONS - OPTIONS - OPTIONEN - DOPLŇKY A PŘÍSLUŠENSTVÍ

S819	S8755	S8756	S9980	3 x S579	3 x S575	3 x S577	S850	S891	S520

# CHOLET

2380 x 1980 mm

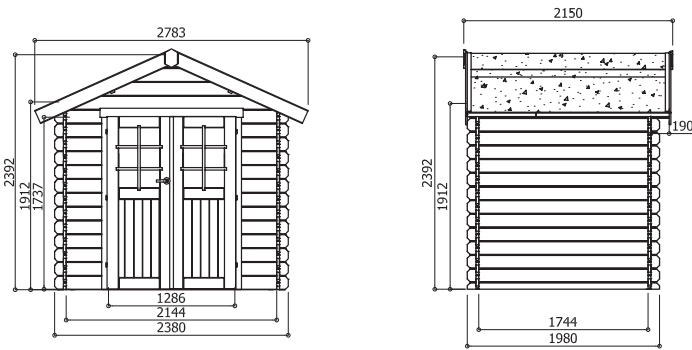
## S8381CRO



STORAGE



S8381CRO



EIGENSCHAPPEN - CARACTÉRISTIQUES - FEATURES - EIGENSCHAFTEN - VLASTNOSTI

16 mm 28 mm	± 370 kg	2980 x 1150 x 540 mm	± 21.50 m <sup>2</sup>	75 kg/m <sup>2</sup>
3.74 m <sup>2</sup>	4.71 m <sup>2</sup>	5.98 m <sup>2</sup>	24° 6.13 m <sup>2</sup>	

OPTIES - OPTIONS - OPTIONS - OPTIONEN - DOPLŇKY A PŘÍSLUŠENSTVÍ

S819	S8755	S8756	S9980	3 x S579	3 x S575	3 x S577	S850	S520
------	-------	-------	-------	----------	----------	----------	------	------

# JOIGNY

2360 + 690 x 2380 mm - 690 mm

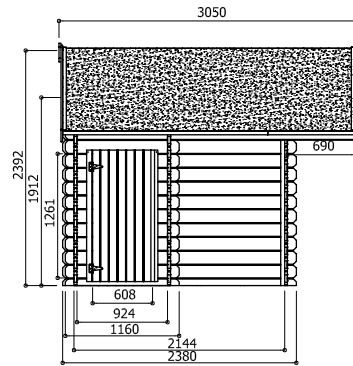
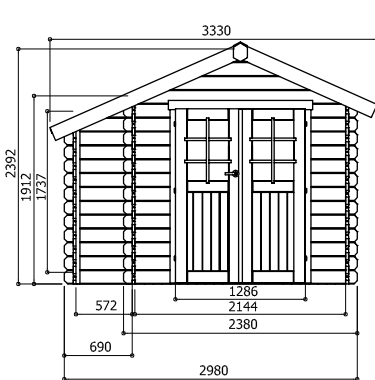
## S8351CRO



STORAGE



S8351CRO



EIGENSCHAPPEN - CARACTÉRISTIQUES - FEATURES - EIGENSCHAFTEN - VLASTNOSTI

16 mm 28 mm 16 mm	± 570 kg	3000 x 1150 x 570 mm	± 27.60 m <sup>2</sup>	75 kg/m <sup>2</sup>
4.60 m <sup>2</sup>	5.66 m <sup>2</sup>	10.16 m <sup>2</sup>	24° 10.50 m <sup>2</sup>	

OPTIES - OPTIONS - OPTIONS - OPTIONEN - DOPLŇKY A PŘÍSLUŠENSTVÍ

S819	S8755	S8756	4 x S579	4 x S575	4 x S577	S850	S520
------	-------	-------	----------	----------	----------	------	------

# BERN

2980 + 884 x 1980 mm - 490 mm

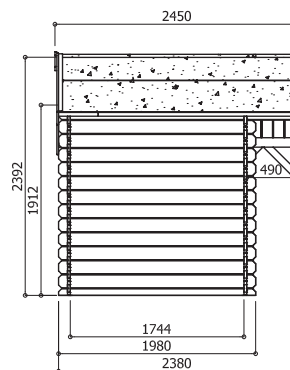
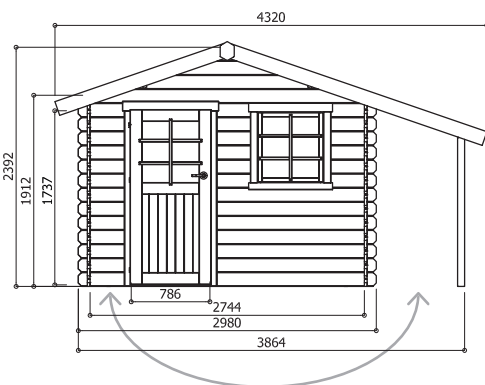
## S892



STORAGE



S892 + S891



Beschikbaar  
 Disponible  
 Available  
 Verfügbar  
 Dispozici



### S892-1

EAN code: 5412025901340

EIGENSCHAPPEN - CARACTÉRISTIQUES - FEATURES - EIGENSCHAFTEN - VLASTNOSTI

16 mm 28 mm	± 620 kg	3570 x 1100 x 560 mm	± 30.00 m <sup>2</sup>	75 kg/m <sup>2</sup>
4.79 m <sup>2</sup>	5.90 m <sup>2</sup>	10.58 m <sup>2</sup>	19° 10.47 m <sup>2</sup>	

OPTIES - OPTIONS - OPTIONS - OPTIONEN - DOPLŇKY A PŘÍSLUŠENSTVÍ

S819	S8755	S8756	S9980	5 x S579	5 x S575	5 x S577	S811	S891	S8940	S520
------	-------	-------	-------	----------	----------	----------	------	------	-------	------

# SARAN

2980 x 1980 mm

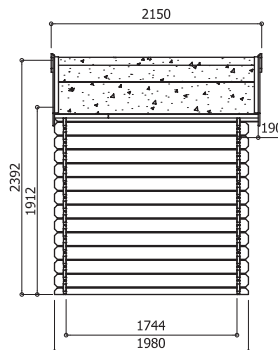
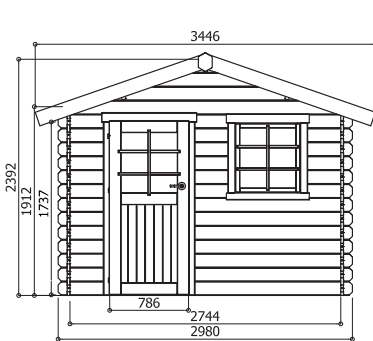
## S820CRO



STORAGE



S820CRO



Beschikbaar  
 Disponible  
 Available  
 Verfügbar  
 Dispozici



## S820CRO-1

EAN code: 5412025901364

EIGENSCHAPPEN - CARACTÉRISTIQUES - FEATURES - EIGENSCHAFTEN - VLASTNOSTI

16 mm 28 mm	± 450 kg	3290 x 1100 x 510 mm	± 24.70 m <sup>2</sup>	75 kg/m <sup>2</sup>
4.79 m <sup>2</sup>	5.90 m <sup>2</sup>	7.41 m <sup>2</sup>	19° 7.28 m <sup>2</sup>	

OPTIES - OPTIONS - OPTIONS - OPTIONEN - DOPLŇKY A PŘÍSLUŠENSTVÍ

S819	S8755	S8756	S9980	3 x S579	3 x S575	3 x S577	S811	S891	S8940	S520
------	-------	-------	-------	----------	----------	----------	------	------	-------	------



# SEDAN

2480 x 2480 mm - 290 mm

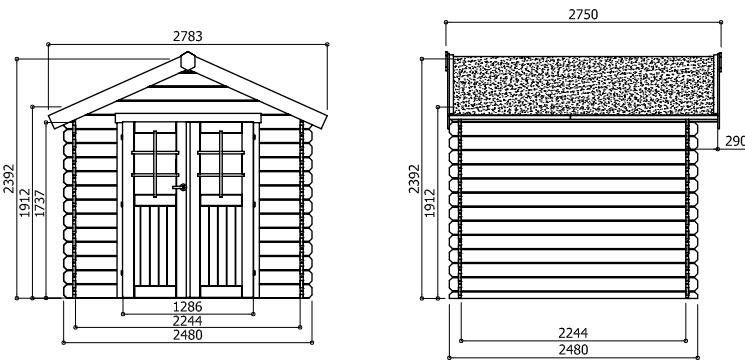
# S8350CRO



STORAGE



S8350CRO



Beschikbaar  
Disponible  
Available  
Verfügbar  
Dispozici



## S8350CRO-1

EAN code: 5412025901388

EIGENSCHAPPEN - CARACTÉRISTIQUES - FEATURES - EIGENSCHAFTEN - VLASTNOSTI

16 mm 28 mm	± 400 kg	2800 x 1160 x 590 mm	± 23.80 m <sup>2</sup>	75 kg/m <sup>2</sup>
5.04 m <sup>2</sup>	6.15 m <sup>2</sup>	7.65 m <sup>2</sup>	23° 7.90 m <sup>2</sup>	

OPTIES - OPTIONS - OPTIONS - OPTIONEN - DOPLŇKY A PŘÍSLUŠENSTVÍ

S819	S8755	S8756	S9980	3 x S579	3 x S575	3 x S577	S8232	S520
------	-------	-------	-------	----------	----------	----------	-------	------

# SARTHE

2980 x 2380 mm - 390 mm

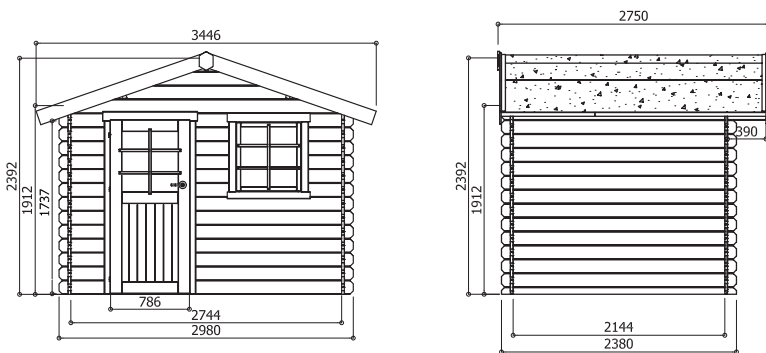
## S838CRO



STORAGE



S838CRO



EIGENSCHAPPEN - CARACTÉRISTIQUES - FEATURES - EIGENSCHAFTEN - VLASTNOSTI

16 mm 28 mm	± 490 kg	3290 x 1120 x 500 mm	± 27.00 m <sup>2</sup>	75 kg/m <sup>2</sup>
5.88 m <sup>2</sup>	7.09 m <sup>2</sup>	9.48 m <sup>2</sup>	19° 9.38 m <sup>2</sup>	

OPTIES - OPTIONS - OPTIONS - OPTIONEN - DOPLŇKY A PŘÍSLUŠENSTVÍ

S819	S8755	S8756	S9980	4 x S579	4 x S575	4 x S577	S852	S891	S8940	S520
------	-------	-------	-------	----------	----------	----------	------	------	-------	------

# BAVARIA

3280 x 2380 mm

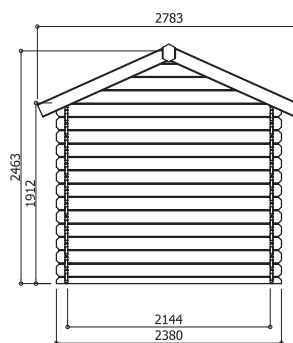
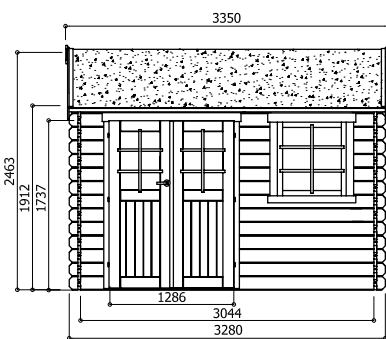
## S8383



STORAGE



S8383



EIGENSCHAPPEN - CARACTÉRISTIQUES - FEATURES - EIGENSCHAFTEN - VLASTNOSTI

16 mm 28 mm	± 510 kg	3350 x 1150 x 520 mm	± 26.50 m <sup>2</sup>	75 kg/m <sup>2</sup>
6.53 m <sup>2</sup>	7.81 m <sup>2</sup>	9.32 m <sup>2</sup>	24° 9.66 m <sup>2</sup>	

OPTIES - OPTIONS - OPTIONS - OPTIONEN - DOPLŇKY A PŘÍSLUŠENSTVÍ

S819	S8755	S8756	S9980	5 x S579	5 x S575	5 x S577	S8226	S891	S520
------	-------	-------	-------	----------	----------	----------	-------	------	------

# SOLOGNE

2980 x 2980 mm - 390 mm

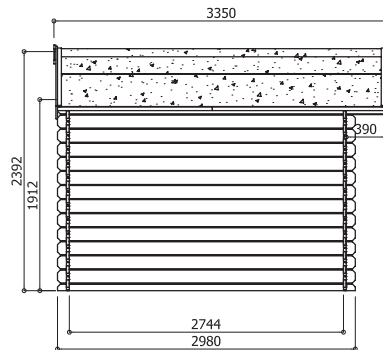
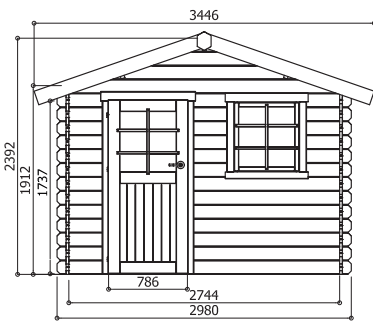
## S877CRO



S877CRO



STORAGE



Beschikbaar  
 Disponible  
 Available  
 Verfügbar  
 Dispozici



### S877CRO-1

EAN code: 5412025901432

EIGENSCHAPPEN - CARACTÉRISTIQUES - FEATURES - EIGENSCHAFTEN - VLASTNOSTI

16 mm 28 mm	± 560 kg	3290 x 1100 x 560 mm	± 29.30 m <sup>2</sup>	75 kg/m <sup>2</sup>
7.53 m <sup>2</sup>	8.88 m <sup>2</sup>	11.54 m <sup>2</sup>	19° 11.48 m <sup>2</sup>	

OPTIES - OPTIONS - OPTIONS - OPTIONEN - DOPLŇKY A PŘÍSLUŠENSTVÍ

S819	S8755	S8756	S9980	5 x S579	5 x S575	5 x S577	S852	S891	S8940	S520
------	-------	-------	-------	----------	----------	----------	------	------	-------	------

# CHIMAY

3580 x 2980 mm - 390 mm

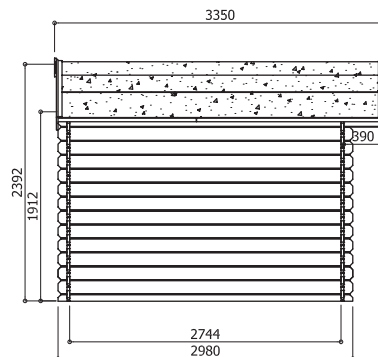
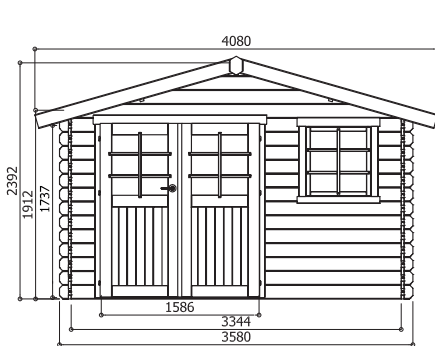
# S8275CRO



S8275CRO



STORAGE



Beschikbaar  
 Disponible  
 Available  
 Verfügbar  
 Dispozici



## S8275CRO-1

EAN code: 5412025901456

EIGENSCHAPPEN - CARACTÉRISTIQUES - FEATURES - EIGENSCHAFTEN - VLASTNOSTI

16 mm 28 mm	± 640 kg	3850 x 1150 x 510 mm	± 32.30 m <sup>2</sup>	75 kg/m <sup>2</sup>
9.18 m <sup>2</sup>	10.67 m <sup>2</sup>	13.67 m <sup>2</sup>	16° 13.45 m <sup>2</sup>	

OPTIES - OPTIONS - OPTIONS - OPTIONEN - DOPLŇKY A PŘÍSLUŠENSTVÍ

S819	S8755	S8756	S9980	5 x S579	5 x S575	5 x S577	S8727	S891	S520

# GENÈVE

3880 x 2980 mm - 690 mm

## S8371CRO

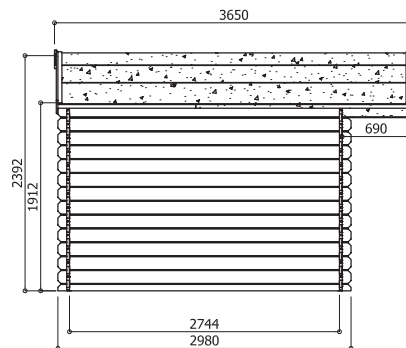
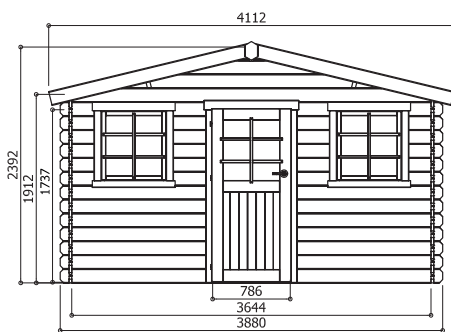


STORAGE

OUTDOOR LIVING & WORKING



S8371CRO



EIGENSCHAPPEN - CARACTÉRISTIQUES - FEATURES - EIGENSCHAFTEN - VLASTNOSTI

	16 mm 28 mm		± 710 kg		4200 x 1100 x 520 mm		± 33.60 m <sup>2</sup>		75 kg/m <sup>2</sup>
	10.00 m <sup>2</sup>		11.56 m <sup>2</sup>		15.01 m <sup>2</sup>		14° 14.68 m <sup>2</sup>		

OPTIES - OPTIONS - OPTIONS - OPTIONEN - DOPLŇKY A PŘÍSLUŠENSTVÍ

S819	S8755	S8756	S9980	6 x S579	6 x S575	6 x S577	S839	S891	S520

# DOLE

3880 x 2980 mm - 690 mm

## S8384CRO

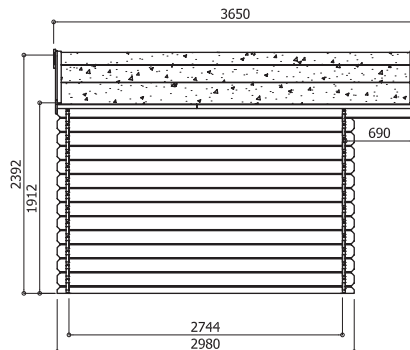
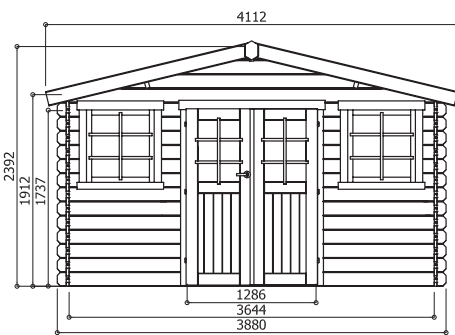


S8384CRO



STORAGE

OUTDOOR LIVING & WORKING



Beschikbaar  
 Disponible  
 Available  
 Verfügbar  
 Dispozici



### S8384CRO-1

EAN code: 5412025901494

EIGENSCHAPPEN - CARACTÉRISTIQUES - FEATURES - EIGENSCHAFTEN - VLASTNOSTI

16 mm 28 mm	± 760 kg	4200 x 1150 x 520 mm	± 33.60 m <sup>2</sup>	75 kg/m <sup>2</sup>
10.00 m <sup>2</sup>	11.56 m <sup>2</sup>	15.01 m <sup>2</sup>	14°	14.68 m <sup>2</sup>

OPTIES - OPTIONS - OPTIONS - OPTIONEN - DOPLŇKY A PŘÍSLUŠENSTVÍ

S819	S8755	S8756	S9980	6 x S579	6 x S575	6 x S577	S839	S891	S520
------	-------	-------	-------	----------	----------	----------	------	------	------

# PASSAGE

4180 x 2980 mm

# S841



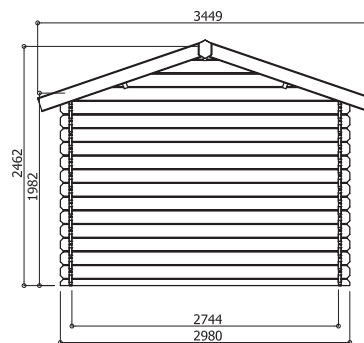
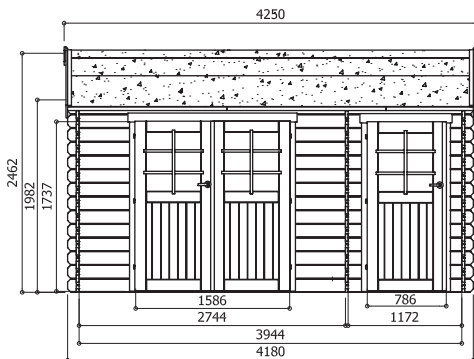
STORAGE

OUTDOOR LIVING & WORKING



S841

Tuinhuis in 2 delen - Abri en 2 parties - Garden shed in 2 parts  
Gartenhaus in 2 Teilen - Zahradní domky na 2části.



EIGENSCHAPPEN - CARACTÉRISTIQUES - FEATURES - EIGENSCHAFTEN - VLASTNOSTI

16 mm 28 mm	± 820 kg	4250 x 1200 x 600 mm	± 33.80 m <sup>2</sup>	75 kg/m <sup>2</sup>
10.82 m <sup>2</sup>	12.46 m <sup>2</sup>	14.66 m <sup>2</sup>	19° 14.63 m <sup>2</sup>	

OPTIES - OPTIONS - OPTIONS - OPTIONEN - DOPLŇKY A PŘÍSLUŠENSTVÍ

S819	S8755	S8756	S9980	6 x S579	6 x S575	3 x S577	S825	S520
------	-------	-------	-------	----------	----------	----------	------	------



# LEIPZIG

4480 x 2980 mm - 390 mm

# S8342CRO



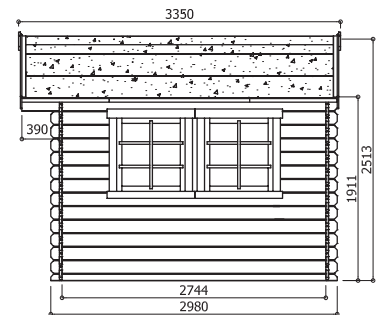
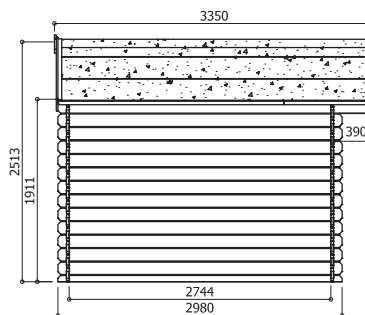
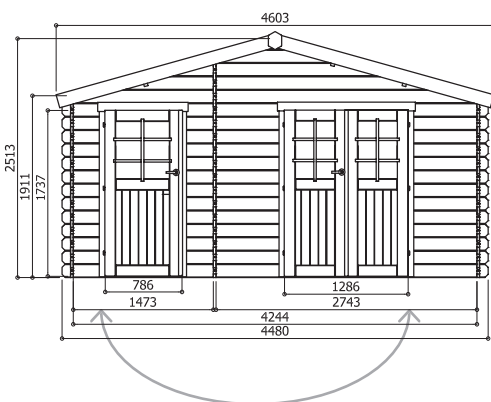
STORAGE

OUTDOOR LIVING & WORKING



S8342CRO

Tuinhuis in 2 delen - Abri en 2 parties - Garden shed in 2 parts  
Gartenhaus in 2 Teilen - Zahradní domky na 2části.



EIGENSCHAPPEN - CARACTÉRISTIQUES - FEATURES - EIGENSCHAFTEN - VLASTNOSTI

16 mm 28 mm	± 860 kg	4500 x 1180 x 580 mm	± 35.90 m <sup>2</sup>	75 kg/m <sup>2</sup>
11.65 m <sup>2</sup>	13.35 m <sup>2</sup>	15.42 m <sup>2</sup>	16° 15.42 m <sup>2</sup>	

OPTIES - OPTIONS - OPTIONS - OPTIONEN - DOPLŇKY A PŘÍSLUŠENSTVÍ

S819	S8755	S8756	6 x S579	6 x S575	6 x S577	S891	S891	S520
------	-------	-------	----------	----------	----------	------	------	------

# SION

4180 x 3280 mm - 690 mm

## S828CRO

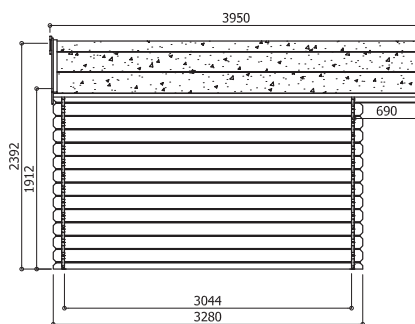
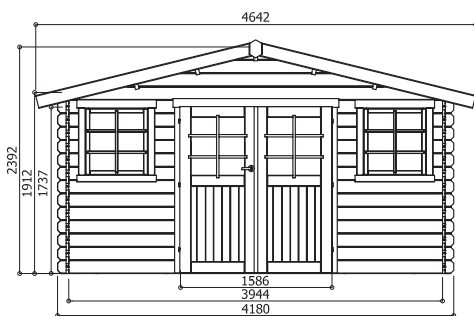


S828CRO



STORAGE

OUTDOOR LIVING & WORKING



Beschikbaar  
 Disponible  
 Available  
 Verfügbar  
 Dispozici



### S828CRO-1

EAN code: 5412025901548

EIGENSCHAPPEN - CARACTÉRISTIQUES - FEATURES - EIGENSCHAFTEN - VLASTNOSTI

16 mm 28 mm	± 850 kg	4480 x 1100 x 570 mm	± 37.30 m <sup>2</sup>	75 kg/m <sup>2</sup>
12.01 m <sup>2</sup>	13.71 m <sup>2</sup>	18.34 m <sup>2</sup>	14° 18.24 m <sup>2</sup>	

OPTIES - OPTIONS - OPTIONS - OPTIONEN - DOPLŇKY A PŘÍSLUŠENSTVÍ

S819	S8755	S8756	S9980	7 x S579	7 x S575	7 x S577	S825	S891	S520
------	-------	-------	-------	----------	----------	----------	------	------	------

# THUN

4180 x 3280 mm - 690 mm

## S8385CRO

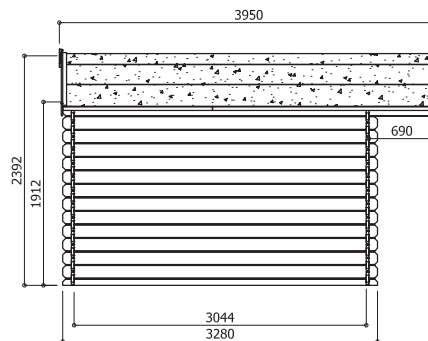
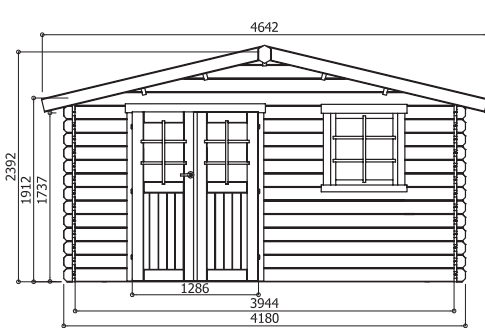


STORAGE

OUTDOOR LIVING & WORKING



S8385CRO



EIGENSCHAPPEN - CARACTÉRISTIQUES - FEATURES - EIGENSCHAFTEN - VLASTNOSTI

16 mm 28 mm	± 790 kg	4470 x 1080 x 530 mm	± 37.30 m <sup>2</sup>	75 kg/m <sup>2</sup>
12.01 m <sup>3</sup>	13.71 m <sup>3</sup>	18.34 m <sup>3</sup>	14° 18.24 m <sup>2</sup>	

OPTIES - OPTIONS - OPTIONS - OPTIONEN - DOPLŇKY A PŘÍSLUŠENSTVÍ

S819	S8755	S8756	S9980	7 x S579	7 x S575	7 x S577	S825	S891	S8941	S520
------	-------	-------	-------	----------	----------	----------	------	------	-------	------

# VISP

4180 x 3880 mm - 690 mm

## S8386CRO


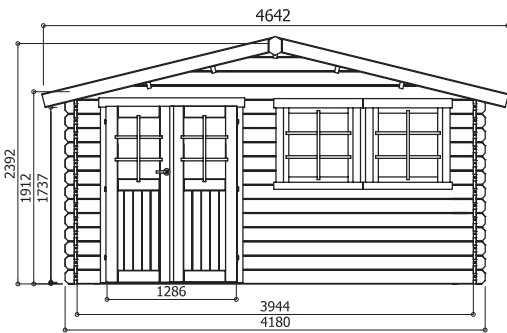


STORAGE











OUTDOOR LIVING & WORKING




S8386CRO



EIGENSCHAPPEN - CARACTÉRISTIQUES - FEATURES - EIGENSCHAFTEN - VLASTNOSTI

 16 mm 28 mm	 ± 850 kg	 4800 x 1080 x 530 mm	 ± 39.60 m <sup>2</sup>	 75 kg/m <sup>2</sup>
 14.37 m <sup>2</sup>	 16.22 m <sup>2</sup>	 21.12 m <sup>2</sup>	 14° 21.06 m <sup>2</sup>	

OPTIES - OPTIONS - OPTIONS - OPTIONEN - DOPLŇKY A PŘÍSLUŠENSTVÍ

S819 	S8755 	S8756 	S9980 	8 x S579 	8 x S575 	8 x S577 	S825 	S891 	S520 
--	---	---	---	--	--	---	--	--	--

# VEVEY

5080 x 4780 mm - 690 mm

# S8343CRO


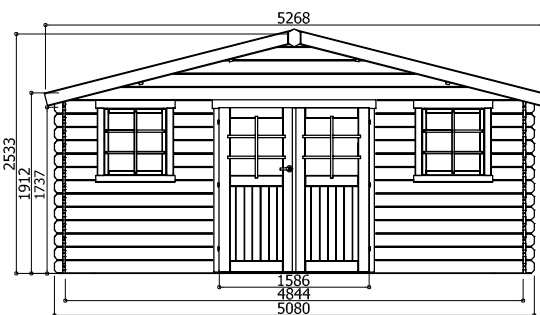


STORAGE

OUTDOOR LIVING & WORKING



S8343CRO



EIGENSCHAPPEN - CARACTÉRISTIQUES - FEATURES - EIGENSCHAFTEN - VLASTNOSTI

16 mm 28 mm	± 1030 kg	5500 x 1150 x 550 mm	± 47.50 m <sup>2</sup>	75 kg/m <sup>2</sup>
22.01 m <sup>2</sup>	24.28 m <sup>2</sup>	28.71 m <sup>2</sup>	14° 28.51 m <sup>2</sup>	

OPTIES - OPTIONS - OPTIONS - OPTIONEN - DOPLŇKY A PŘÍSLUŠENSTVÍ

S819	S8755	S8756	S9980	11 x S579	11 x S575	11 x S577	S8235	S891	S8940	S520
------	-------	-------	-------	-----------	-----------	-----------	-------	------	-------	------

# ZÜRICH

5080 x 3280 mm - 690 mm

## S832CRO

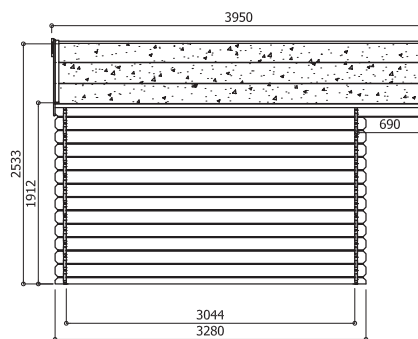
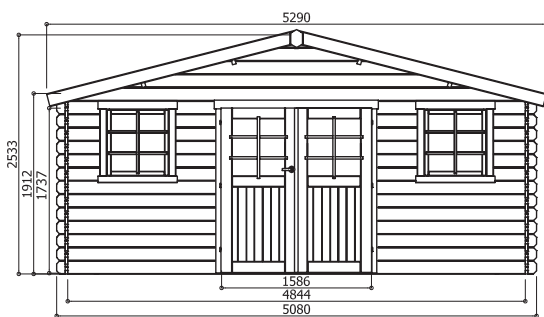


STORAGE

OUTDOOR LIVING & WORKING



S832CRO + S891 + S8940



EIGENSCHAPPEN - CARACTÉRISTIQUES - FEATURES - EIGENSCHAFTEN - VLASTNOSTI

16 mm 28 mm	± 890 kg	5430 x 1100 x 520 mm	± 41.90 m <sup>2</sup>	75 kg/m <sup>2</sup>
14.75 m <sup>2</sup>	16.66 m <sup>2</sup>	20.90 m <sup>2</sup>	14° 20.56 m <sup>2</sup>	

OPTIES - OPTIONS - OPTIONS - OPTIONEN - DOPLŇKY A PŘÍSLUŠENSTVÍ

S819	S8755	S8756	S9980	9 x S579	9 x S575	9 x S577	S836	S891	S8940	S520
------	-------	-------	-------	----------	----------	----------	------	------	-------	------

# ZÜRICH

5080 x 3880 mm - 690 mm

# S835CRO

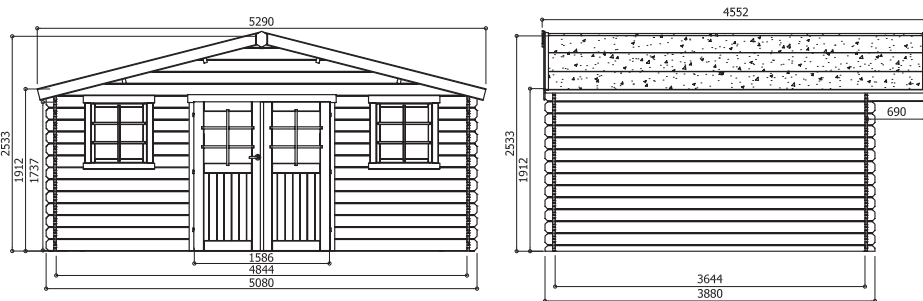


S835CRO



STORAGE

OUTDOOR LIVING & WORKING



Beschikbaar  
 Disponible  
 Available  
 Verfügbar  
 Dispozici



## S835CRO-1

EAN code: 5412025901647

EIGENSCHAPPEN - CARACTÉRISTIQUES - FEATURES - EIGENSCHAFTEN - VLASTNOSTI

16 mm 28 mm	± 980 kg	5430 x 1100 x 520 mm	± 44.20 m <sup>2</sup>	75 kg/m <sup>2</sup>
17.65 m <sup>2</sup>	19.71 m <sup>2</sup>	24.08 m <sup>2</sup>	14° 23.74 m <sup>2</sup>	

OPTIES - OPTIONS - OPTIONS - OPTIONEN - DOPLŇKY A PŘÍSLUŠENSTVÍ

S819	S8755	S8756	S9980	10 x S579	10 x S575	10 x S577	S8236	S891	S8940	S520
------	-------	-------	-------	-----------	-----------	-----------	-------	------	-------	------

# MONTREUX

5080 x 5080 mm - 690 mm

# S8344CRO




STORAGE

OUTDOOR LIVING & WORKING



S8344CRO



EIGENSCHAPPEN - CARACTÉRISTIQUES - FEATURES - EIGENSCHAFTEN - VLASTNOSTI

16 mm 28 mm	± 1150 kg	5730 x 1180 x 570 mm	± 48.70 m <sup>2</sup>	75 kg/m <sup>2</sup>
23.46 m <sup>2</sup>	25.81 m <sup>2</sup>	30.29 m <sup>2</sup>	14° 30.10 m <sup>2</sup>	

OPTIES - OPTIONS - OPTIONS - OPTIONEN - DOPLŇKY A PŘÍSLUŠENSTVÍ

S819	S8755	S8756	S9980	11 x S579	11 x S575	11 x S577	S8235	S891	S8940	S520
------	-------	-------	-------	-----------	-----------	-----------	-------	------	-------	------



# CHUR

5380 x 5080 mm - 690 mm

# S8345CRO


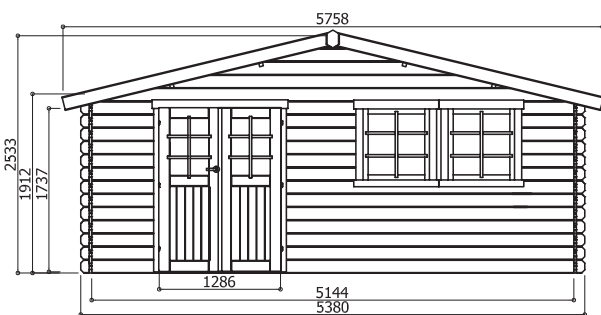


STORAGE

OUTDOOR LIVING & WORKING



S8345CRO



EIGENSCHAPPEN - CARACTÉRISTIQUES - FEATURES - EIGENSCHAFTEN - VLASTNOSTI

16 mm 28 mm	± 1200 kg	5700 x 1160 x 610 mm	± 51.20 m <sup>2</sup>	75 kg/m <sup>2</sup>
24.92 m <sup>2</sup>	27.33 m <sup>2</sup>	33.11 m <sup>2</sup>	14° 33.51 m <sup>2</sup>	

OPTIES - OPTIONS - OPTIONS - OPTIONEN - DOPLŇKY A PŘÍSLUŠENSTVÍ

S819	S8755	S8756	S9980	12 x S579	12 x S575	12 x S577	S8234	S891	S520

# VERNIER

5380 x 5380 mm - 690 mm

## S8346CRO

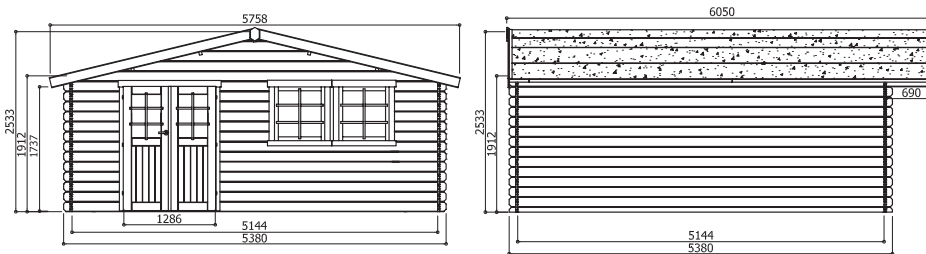


STORAGE

OUTDOOR LIVING & WORKING



S8346CRO



Beschikbaar  
Disponible  
Available  
Verfügbar  
Dispozici



## S8346CRO-1

EAN code: 5412025901708

EIGENSCHAPPEN - CARACTÉRISTIQUES - FEATURES - EIGENSCHAFTEN - VLASTNOSTI

16 mm 28 mm	± 1370 kg	6000 x 1160 x 610 mm	± 52.30 m <sup>2</sup>	75 kg/m <sup>2</sup>
26.46 m <sup>2</sup>	28.94 m <sup>2</sup>	34.84 m <sup>2</sup>	14° 35.28 m <sup>2</sup>	

OPTIES - OPTIONS - OPTIONS - OPTIONEN - DOPLŇKY A PŘÍSLUŠENSTVÍ

S819	S8755	S8756	S9980	13 x S579	13 x S575	13 x S577	S8234	S891	S520

**NEW**

# VILLACH

2980 x 2380 mm

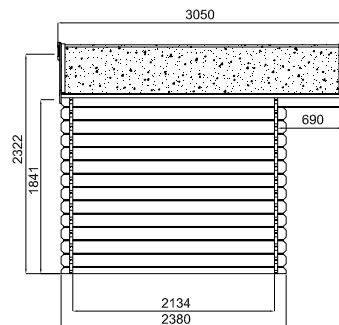
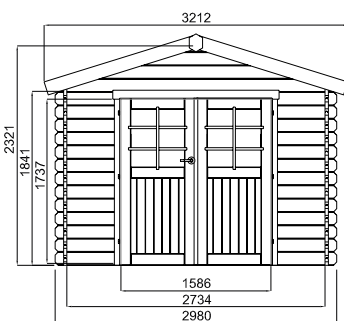
**S8955**



S8955



STORAGE



EIGENSCHAPPEN - CARACTÉRISTIQUES - FEATURES - EIGENSCHAFTEN - VLASTNOSTI

16 mm 34 mm	± 565 kg	3000 x 1200 x 599 mm	± 27.00 m <sup>2</sup>	75 kg/m <sup>2</sup>
5.83 m <sup>2</sup>	7.09 m <sup>2</sup>	9.48 m <sup>2</sup>	19° 9.38 m <sup>2</sup>	

OPTIES - OPTIONS - OPTIONS - OPTIONEN - DOPLŇKY A PŘÍSLUŠENSTVÍ

S819	S8755	S8756	4 x S579	4 x S575	4 x S577	S8235	S891	S8940	S520
------	-------	-------	----------	----------	----------	-------	------	-------	------

**NEW**

# INNSBRUCK

2980 x 2980 mm

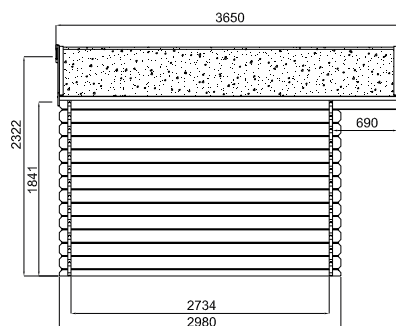
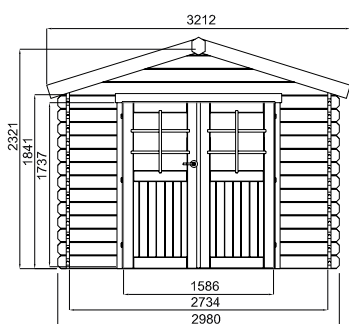
**S8963**



STORAGE



S8963



EIGENSCHAPPEN - CARACTÉRISTIQUES - FEATURES - EIGENSCHAFTEN - VLASTNOSTI

16 mm 34 mm	± 646 kg	3000 x 1200 x 600 mm	± 29.30 m <sup>2</sup>	75 kg/m <sup>2</sup>
7.47 m <sup>2</sup>	8.88 m <sup>2</sup>	11.54 m <sup>2</sup>	12° 11.48 m <sup>2</sup>	

OPTIES - OPTIONS - OPTIONS - OPTIONEN - DOPLŇKY A PŘÍSLUŠENSTVÍ

S819	S8755	S8756	5 x S579	5 x S575	5 x S577	S852	S891	S8940	S520

**NEW**

# SALZBURG

3880 x 2980 mm

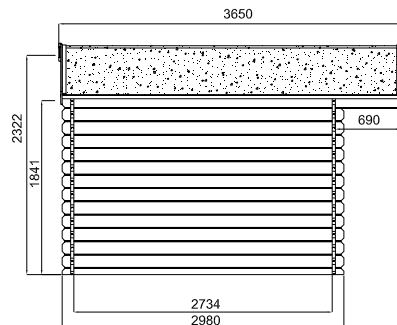
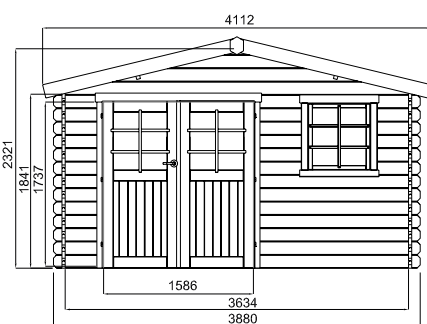
**S8964**



STORAGE



S8964



EIGENSCHAPPEN - CARACTÉRISTIQUES - FEATURES - EIGENSCHAFTEN - VLASTNOSTI

16 mm 34 mm	± 725 kg	3899 x 1200 x 700 mm	± 30.00 m <sup>2</sup>	75 kg/m <sup>2</sup>
9.94 m <sup>2</sup>	11.56 m <sup>2</sup>	13.78 m <sup>2</sup>	14° 13.45 m <sup>2</sup>	

OPTIES - OPTIONS - OPTIONS - OPTIONEN - DOPLŇKY A PŘÍSLUŠENSTVÍ

S819	S8755	S8756	6 x S579	6 x S575	6 x S577	S8233	S891	S8940	S520

**NEW**

# LINZ

3880 x 3880 mm


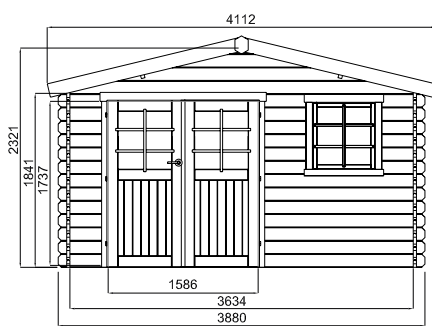
**S8965**



STORAGE



S8965



EIGENSCHAPPEN - CARACTÉRISTIQUES - FEATURES - EIGENSCHAFTEN - VLASTNOSTI

	16 mm 34 mm		± 800 kg		4000 x 1200 x 600 mm		± 33.76 m <sup>2</sup>		75 kg/m <sup>2</sup>
	13.21 m <sup>2</sup>		15.05 m <sup>2</sup>		18.71 m <sup>2</sup>		14° 18.37 m <sup>2</sup>		

OPTIES - OPTIONS - OPTIONS - OPTIONEN - DOPLŇKY A PŘÍSLUŠENSTVÍ

S819	S8755	S8756	7 x S579	7 x S575	7 x S577	S825	S891	S8940	S520

# RIGNITZ

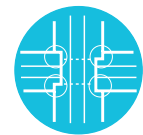
4180 x 3880 mm - 600 mm

# S8969

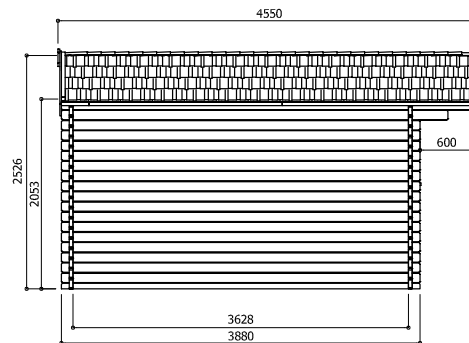
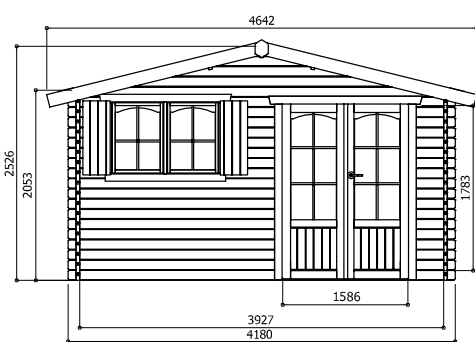


STORAGE

OUTDOOR LIVING & WORKING



S8969



EIGENSCHAPPEN - CARACTÉRISTIQUES - FEATURES - EIGENSCHAFTEN - VLASTNOSTI

16 mm 40 mm	± 1100 kg	4500 x 1220 x 650 mm	± 42.10m <sup>2</sup>	75 kg/m <sup>2</sup>	
14.25 m <sup>2</sup>	16.22 m <sup>2</sup>	21.12 m <sup>2</sup>	13° 19.98 m <sup>2</sup>		


OPTIES - OPTIONS - OPTIONS - OPTIONEN - DOPLŇKY A PŘÍSLUŠENSTVÍ

8 x S575	8 x S577	S825	S891	S520

# CHAMONIX

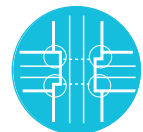
2980 x 2980 mm - 796 mm

## S8980

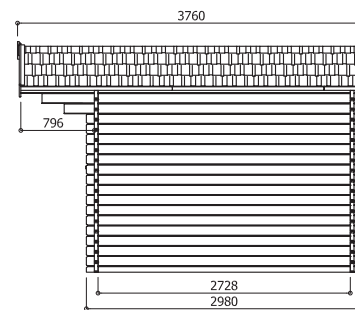
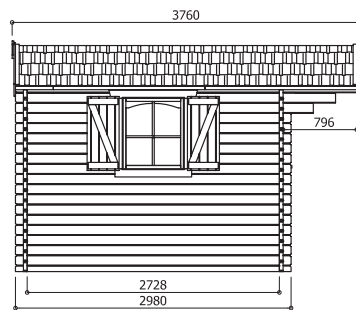
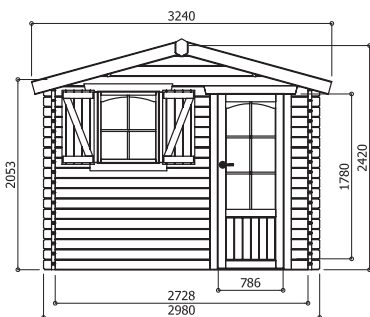


STORAGE

OUTDOOR LIVING & WORKING



S8980 + S891



EIGENSCHAPPEN - CARACTÉRISTIQUES - FEATURES - EIGENSCHAFTEN - VLASTNOSTI

	16 mm 40 mm		± 770 kg		3750 x 1200 x 640 mm		± 31.10 m <sup>2</sup>		75 kg/m <sup>2</sup>	
	7.44 m <sup>2</sup>		8.88 m <sup>2</sup>		12.18 m <sup>2</sup>		12° 12.10 m <sup>2</sup>			

OPTIES - OPTIONS - OPTIONS - OPTIONEN - DOPLŇKY A PŘÍSLUŠENSTVÍ

5 x S575	5 x S577	S852	S891	S520



# CHAMONIX

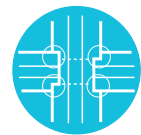
3880 x 3280 mm - 796 mm

## S8982

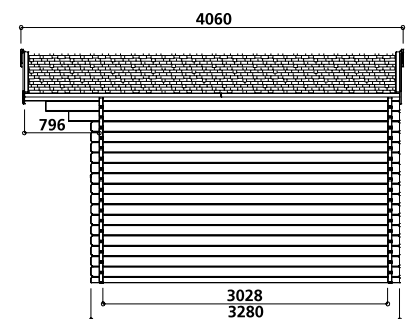
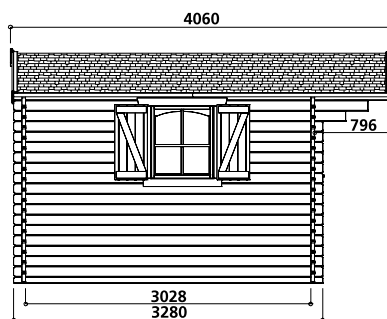
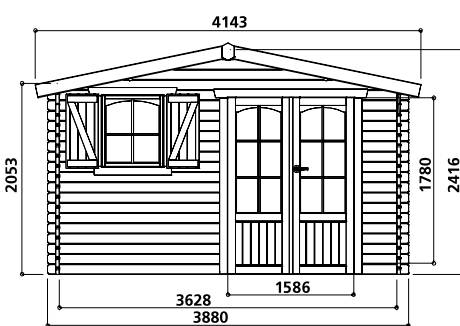


STORAGE













OUTDOOR LIVING & WORKING





S8982 + S891



EIGENSCHAPPEN - CARACTÉRISTIQUES - FEATURES - EIGENSCHAFTEN - VLASTNOSTI

 16 mm 40 mm	 ± 940 kg	 4190 x 1200 x 690 mm	 ± 36.70 m <sup>2</sup>	 75 kg/m <sup>2</sup>	
 10.99 m <sup>2</sup>	 12.73 m <sup>2</sup>	 16.82 m <sup>2</sup>	 12° 16.68 m <sup>2</sup>		

OPTIES - OPTIONS - OPTIONS - OPTIONEN - DOPLŇKY A PŘÍSLUŠENSTVÍ

7 x S575	7 x S577	S839	S891	S520
				

# CHAMONIX

4780 x 3580 mm - 1166 mm

S8984

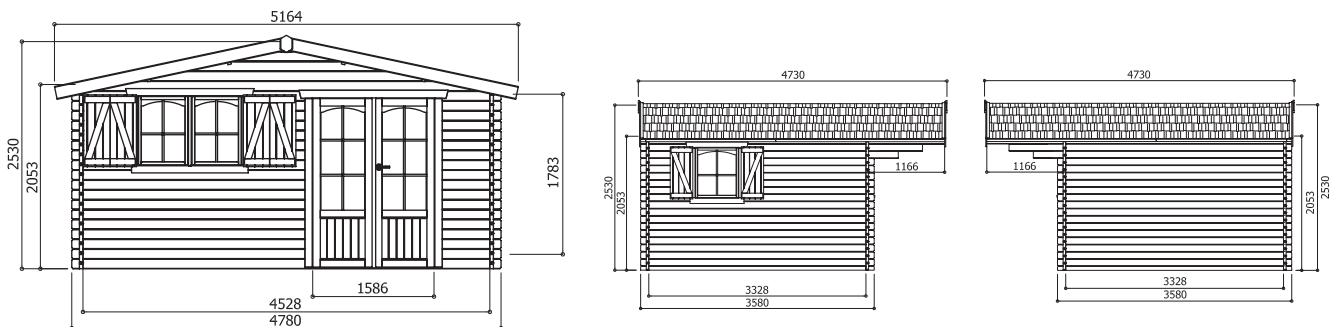
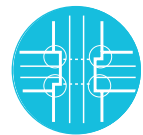


S8984



STORAGE

OUTDOOR LIVING & WORKING



EIGENSCHAPPEN - CARACTÉRISTIQUES - FEATURES - EIGENSCHAFTEN - VLASTNOSTI

16 mm 40 mm	± 1230 kg	5220 x 1200 x 680 mm	± 45.50 m <sup>2</sup>	75 kg/m <sup>2</sup>	
15.07 m <sup>2</sup>	17.11 m <sup>2</sup>	24.43 m <sup>2</sup>	12° 24.14 m <sup>2</sup>		

OPTIES - OPTIONS - OPTIONS - OPTIONEN - DOPLŇKY A PŘÍSLUŠENSTVÍ

9 x S575	9 x S577	S8986	S891	S520

# CHAMONIX

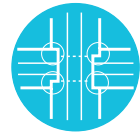
4780 x 4180 mm - 1166 mm

## S8981

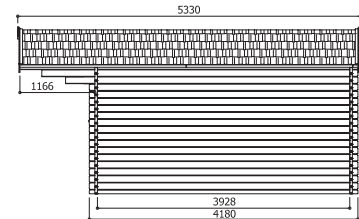
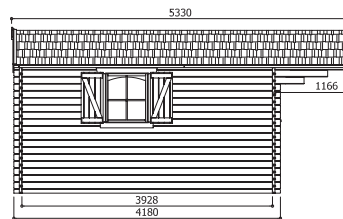
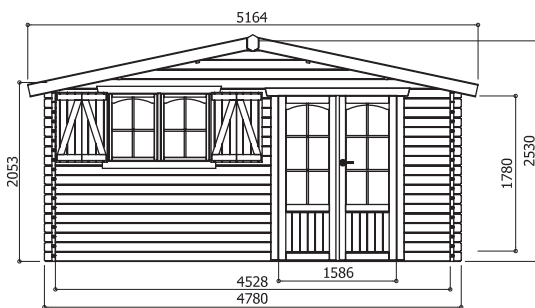


STORAGE

OUTDOOR LIVING & WORKING



S8981



EIGENSCHAPPEN - CARACTÉRISTIQUES - FEATURES - EIGENSCHAFTEN - VLASTNOSTI

16 mm 40 mm	± 1400 kg	5300 x 1195 x 675 mm	± 48.00 m <sup>2</sup>	75 kg/m <sup>2</sup>	
17.79 m <sup>2</sup>	19.98 m <sup>2</sup>	27.52 m <sup>2</sup>	12° 27.25 m <sup>2</sup>		

OPTIES - OPTIONS - OPTIONS - OPTIONEN - DOPLŇKY A PŘÍSLUŠENSTVÍ

11 x S575	11 x S577	S8986	S891	S520

# ROSTOCK

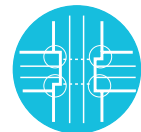
5680 x 3880 mm - 600 mm

S8970



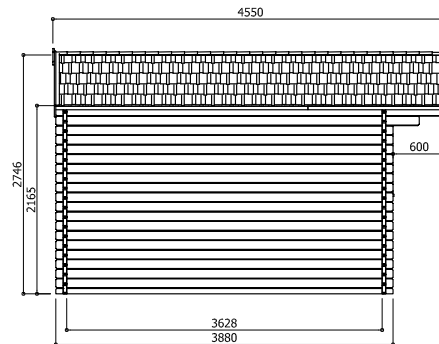
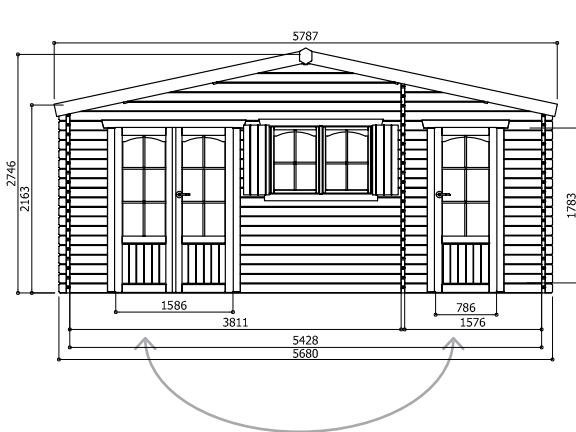
STORAGE

OUTDOOR LIVING & WORKING















S8970





Tuinhuis in 2 delen - Abri en 2 parties - Garden shed in 2 parts  
Gartenhaus in 2 Teilen - Zahradní domky na 2 části.



EIGENSCHAPPEN - CARACTÉRISTIQUES - FEATURES - EIGENSCHAFTEN - VLASTNOSTI

 16 mm 40 mm	 ± 1000 kg ± 700 kg	 5750 x 1250 x 600 mm 5400 x 1250 x 250 mm	 ± 51.50 m <sup>2</sup>	 75 kg/m <sup>2</sup>	
 19.69 m <sup>2</sup>	 22.04 m <sup>2</sup>	 26.33 m <sup>2</sup>	 12° 25.98 m <sup>2</sup>		

OPTIES - OPTIONS - OPTIONS - OPTIONEN - DOPLŇKY A PŘÍSLUŠENSTVÍ

11 x S575	11 x S577	S8986	S891	S520
				

# WEEKEND

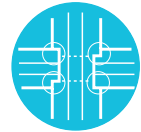
5080 x 5080 mm - 600 mm

# S8971



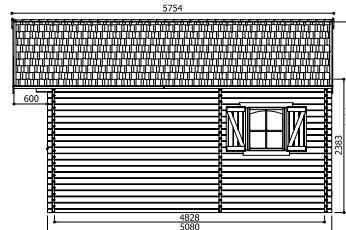
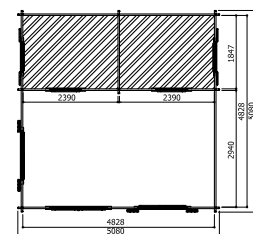
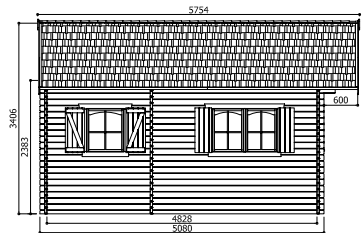
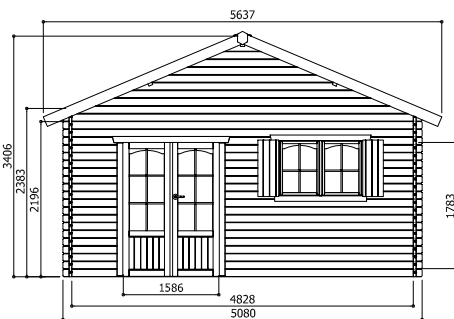
STORAGE

OUTDOOR LIVING & WORKING















S8971





Tuinhuis in 3 delen - Abri en 3 parties - Garden shed in 3 parts  
Gartenhaus in 3 Teilen - Zahradní domky na 3 části.



EIGENSCHAPPEN - CARACTÉRISTIQUES - FEATURES - EIGENSCHAFTEN - VLASTNOSTI

 16 mm 40 mm	 ± 1300 kg ± 1000 kg	 6060 x 1190 x 730 mm 5300 x 1190 x 500 mm	 ± 65.80 m <sup>2</sup>	 75 kg/m <sup>2</sup>	
 23.30 m <sup>2</sup>	 25.81 m <sup>2</sup>	 32.44 m <sup>2</sup>	 23° 34.08 m <sup>2</sup>		

OPTIES - OPTIONS - OPTIONS - OPTIONEN - DOPLŇKY A PŘÍSLUŠENSTVÍ

13 x S575 	13 x S577 	S891 	S520 
--	--	---	---

# LANTEN

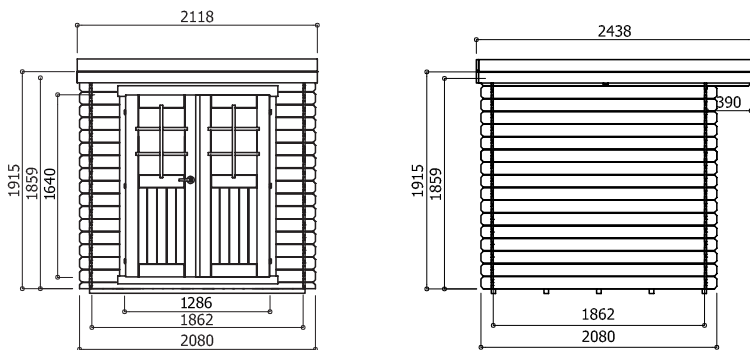
2080 x 2080 mm - 390 mm

# S8784



STORAGE

S8784



EIGENSCHAPPEN - CARACTÉRISTIQUES - FEATURES - EIGENSCHAFTEN - VLASTNOSTI

16 mm 19 mm 16 mm	± 250 kg	2500 x 1130 x 450 mm	± 17.50 m <sup>2</sup>	75 kg/m <sup>2</sup>
3.47 m <sup>2</sup>	4.33 m <sup>2</sup>	5.16 m <sup>2</sup>	3° 4.93 m <sup>2</sup>	

OPTIES - OPTIONS - OPTIONS - OPTIONEN - DOPLŇKY A PŘÍSLUŠENSTVÍ

S819 	S8755 	S8756 	S8231 	S520 
----------	-----------	-----------	-----------	----------

# MÜNSTER

2380 + 1480 x 2380 mm - 390 mm

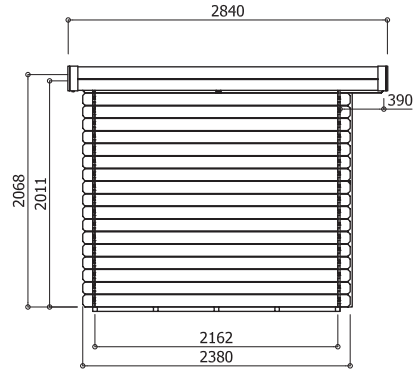
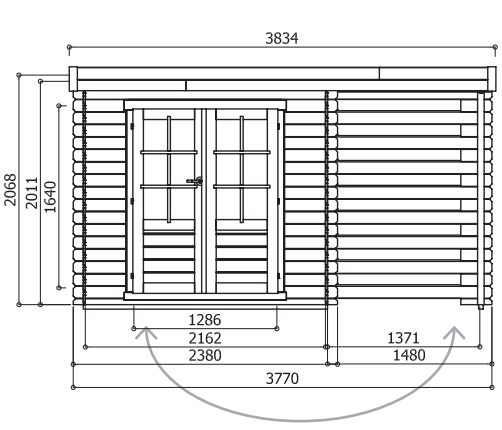
# S8790CR8



STORAGE



S8790CR8



EIGENSCHAPPEN - CARACTÉRISTIQUES - FEATURES - EIGENSCHAFTEN - VLASTNOSTI

16 mm 19 mm 16 mm	± 460 kg	2800 x 1120 x 500 mm	± 27.60 m <sup>2</sup>	75 kg/m <sup>2</sup>
4.67 m <sup>2</sup>	5.66 m <sup>2</sup>	10.89 m <sup>2</sup>	3° 10.10 m <sup>2</sup>	

OPTIES - OPTIONS - OPTIONS - OPTIONEN - DOPLŇKY A PŘÍSLUŠENSTVÍ

S819 	S8755 	S8756 	S850 	S520 
----------	-----------	-----------	----------	----------

# HOF

2480 x 2480 mm - 290 mm

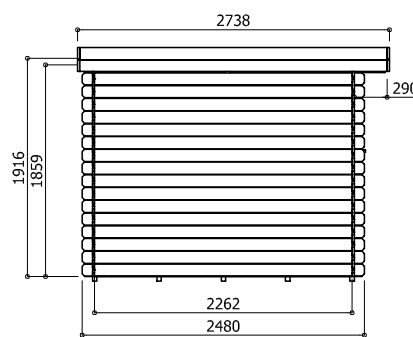
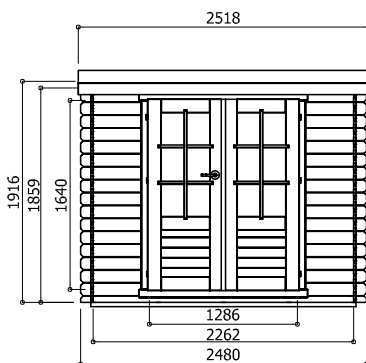
## S8764CR8













STORAGE







S8764CR8



EIGENSCHAPPEN - CARACTÉRISTIQUES - FEATURES - EIGENSCHAFTEN - VLASTNOSTI

 16 mm 19 mm 16 mm	 ± 320 kg	 2750 x 1200 x 400 mm	 ± 20.10 m <sup>2</sup>	 75 kg/m <sup>2</sup>
 5.12 m <sup>2</sup>	 6.15 m <sup>2</sup>	 6.89 m <sup>2</sup>	 3° 6.65 m <sup>2</sup>	

OPTIES - OPTIONS - OPTIONS - OPTIONEN - DOPLŇKY A PŘÍSLUŠENSTVÍ

S819 	S8755 	S8756 	S8232 	S520 
---	--	--	--	---



# LANGRES

2380 + 1480 x 2380 mm - 390 mm

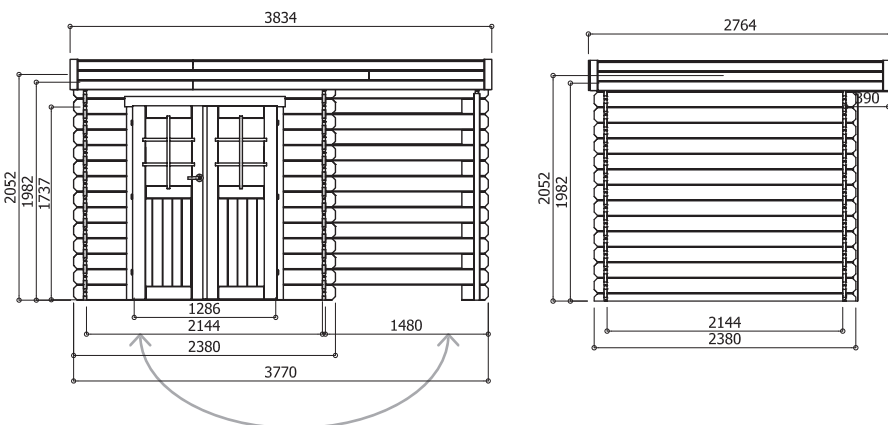
## S8352CRO



STORAGE



S8352CRO



Beschikbaar  
 Disponible  
 Available  
 Verfügbar  
 Dispozici



## S8352CRO-1

EAN code: 5412025901845

EIGENSCHAPPEN - CARACTÉRISTIQUES - FEATURES - EIGENSCHAFTEN - VLASTNOSTI

16 mm 28 mm	± 500 kg	2800 x 1150 x 560 mm	± 27.60 m <sup>2</sup>	75 kg/m <sup>2</sup>
4.60 m <sup>3</sup>	5.66 m <sup>3</sup>	10.60 m <sup>3</sup>	4° 9.99 m <sup>2</sup>	

OPTIES - OPTIONS - OPTIONS - OPTIONEN - DOPLŇKY A PŘÍSLUŠENSTVÍ

S819 	S8755 	S8756 	S850 	S520 
----------	-----------	-----------	----------	----------

# PAU

2480 x 2480 mm - 290 mm

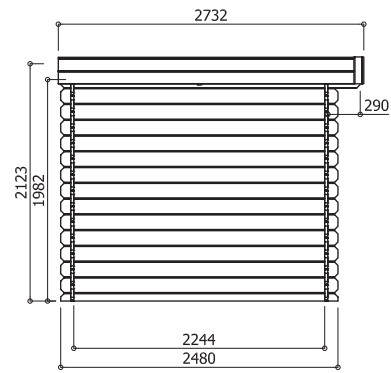
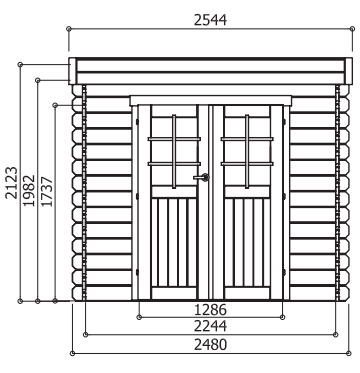
# S8349CRO



S8349CRO



STORAGE



Beschikbaar  
 Disponible  
 Available  
 Verfügbar  
 Dispozici

**S8349CRO-1**  
 EAN code: 5412025901869

EIGENSCHAPPEN - CARACTÉRISTIQUES - FEATURES - EIGENSCHAFTEN - VLASTNOSTI

16 mm 28 mm	± 360 kg	2800 x 1200 x 500 mm	± 22.40 m <sup>2</sup>	75 kg/m <sup>2</sup>
5.04 m <sup>2</sup>	6.15 m <sup>2</sup>	6.95 m <sup>2</sup>	4° 6.57 m <sup>2</sup>	

OPTIES - OPTIONS - OPTIONS - OPTIONEN - DOPLŇKY A PŘÍSLUŠENSTVÍ

S819	S8755	S8756	S9980	S8232	S520
------	-------	-------	-------	-------	------

# VIBORG

4180 x 3280 mm

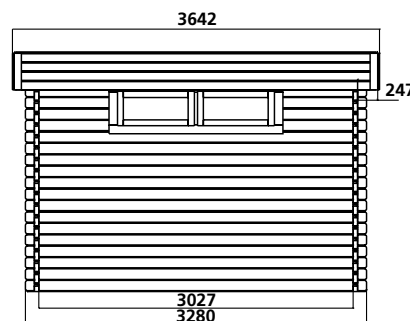
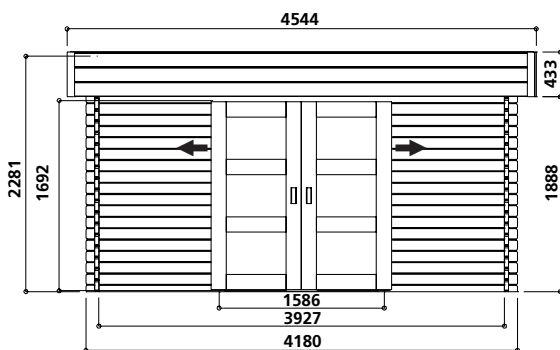
# S8994













STORAGE





S8994



EIGENSCHAPPEN - CARACTÉRISTIQUES - FEATURES - EIGENSCHAFTEN - VLASTNOSTI

 16 mm 40 mm	 ± 960 kg	 4640 x 1210 x 690 mm	 ± 38.00 m <sup>2</sup>	 75 kg/m <sup>2</sup>
 11.89 m <sup>2</sup>	 13.71 m <sup>2</sup>	 16.55 m <sup>2</sup>	 4° 16.00 m <sup>2</sup>	 white

OPTIES - OPTIONS - OPTIONS - OPTIONEN - DOPLŇKY A PŘÍSLUŠENSTVÍ

S819 	S8755 	S8756 	S850 	S520 
---	--	--	---	---

# LUND

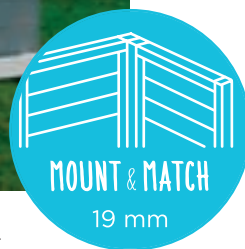
2672 x 1883 mm

# S8715

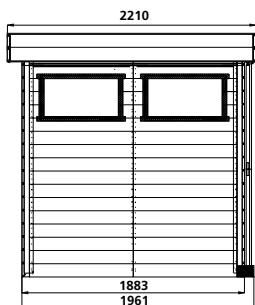
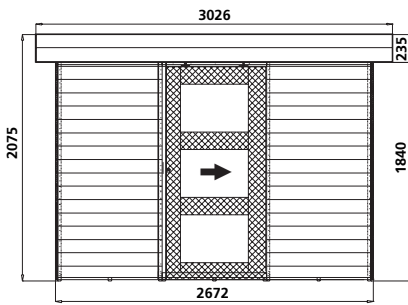


STORAGE











S8715







Model ongeverfd verkocht - Modèle vendu non peint - Model sold unpainted  
 Modellverkauf naturbelassen, unlackiert - Model se prodává v přírodním stavu, povrchově neošetřen.



EIGENSCHAPPEN - CARACTÉRISTIQUES - FEATURES - EIGENSCHAFTEN - VLASTNOSTI

 16 mm 19 mm 16 mm	 ± 320 kg	 2180 x 1160 x 620 mm	 ± 21.70 m <sup>2</sup>	 75 kg/m <sup>2</sup>
 4.85 m <sup>2</sup>	 5.03 m <sup>2</sup>	 6.69 m <sup>2</sup>	 4° 6.27 m <sup>2</sup>	 white

OPTIES - OPTIONS - OPTIONS - OPTIONEN - DOPLŇKY A PŘÍSLUŠENSTVÍ

 S819	 S8755	 S8756	 S520
--	---	---	--

# SJOBBO


3357 x 2567 mm

# S8716

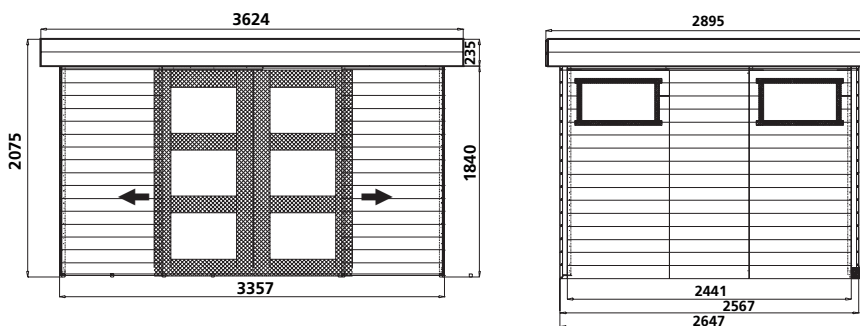


STORAGE

S8716



Model ongeverfd verkocht - Modèle vendu non peint - Model sold unpainted  
 Modellverkauf naturbelassen, unlackiert - Model se prodává v přírodním stavu, povrchově neošetřen.



EIGENSCHAPPEN - CARACTÉRISTIQUES - FEATURES - EIGENSCHAFTEN - VLASTNOSTI

	16 mm 19 mm 16 mm		± 430 kg		2100 x 1000 x 930 mm		± 27.10 m <sup>2</sup>		75 kg/m <sup>2</sup>		
	8.39 m <sup>2</sup>		8.62 m <sup>2</sup>		10.49 m <sup>2</sup>		3.5° 9.91 m <sup>2</sup>			white	

OPTIES - OPTIONS - OPTIONS - OPTIONEN - DOPLŇKY A PŘÍSLUŠENSTVÍ

	S819		S8755		S8756		S520
--	------	--	-------	--	-------	--	------


# BERGEN

2400 x 2016 mm

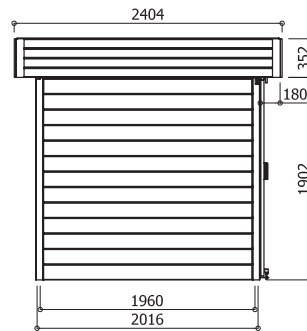
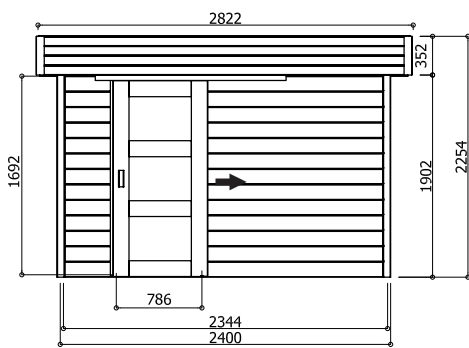
# S8214














STORAGE









S8214



EIGENSCHAPPEN - CARACTÉRISTIQUES - FEATURES - EIGENSCHAFTEN - VLASTNOSTI

 16 mm 28 mm	 ± 430 kg	 3170 x 1170 x 465 mm	 ± 23.60 m <sup>2</sup>	 75 kg/m <sup>2</sup>
 4.59 m <sup>2</sup>	 4.84 m <sup>2</sup>	 6.78 m <sup>2</sup>	 3° 6.40 m <sup>2</sup>	  white

OPTIES - OPTIONS - OPTIONS - OPTIONEN - DOPLŇKY A PŘÍSLUŠENSTVÍ

 S819	 S8755	 S8756	 S850	 S8079	 S520
--	---	---	--	---	--


# OSLO

3011 x 2011 mm

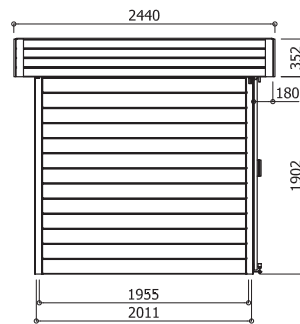
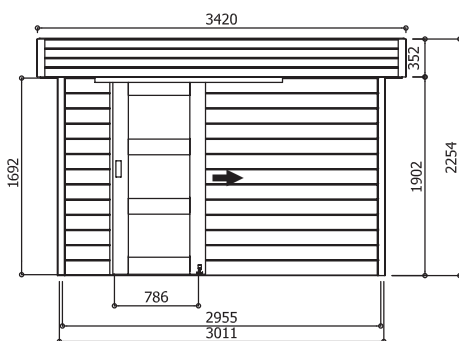
# S8216



STORAGE



S8216



EIGENSCHAPPEN - CARACTÉRISTIQUES - FEATURES - EIGENSCHAFTEN - VLASTNOSTI

16 mm 28 mm	± 460 kg	3440 x 1100 x 450 mm	± 26.40 m <sup>2</sup>	75 kg/m <sup>2</sup>
5.78 m <sup>2</sup>	6.05 m <sup>2</sup>	8.34 m <sup>2</sup>	3° 7.80 m <sup>2</sup>	white

OPTIES - OPTIONS - OPTIONS - OPTIONEN - DOPLŇKY A PŘÍSLUŠENSTVÍ

S819	S8755	S8756	S852	S8079	S520
------	-------	-------	------	-------	------

# LARVIK

3296 + 1200 mm x 2416 mm

## S8221




STORAGE

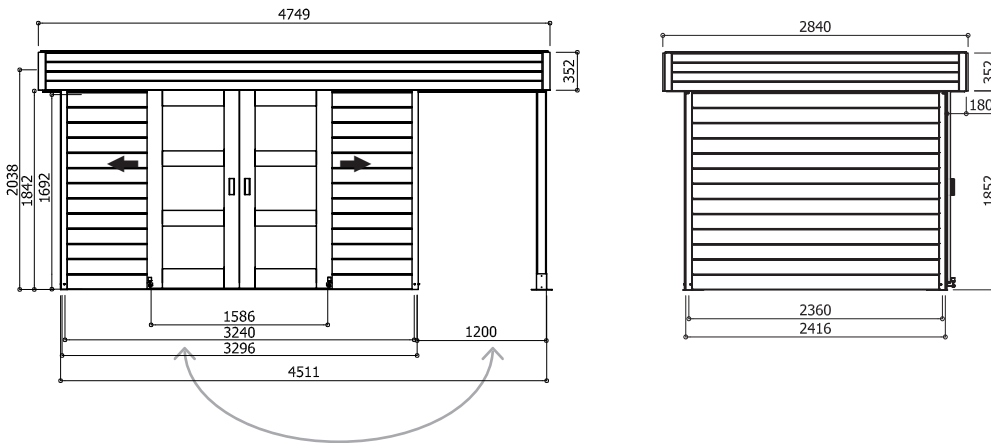


S8221 + S8079












S8221



Model ongeverfd verkocht - Modèle vendu non peint - Model sold unpainted  
 Modellverkauf naturbelassen, unlackiert - Model se prodává v přírodním stavu, povrchově neošetřen.



EIGENSCHAPPEN - CARACTÉRISTIQUES - FEATURES - EIGENSCHAFTEN - VLASTNOSTI

 16 mm 28 mm	 ± 680 kg	 4775 x 1170 x 480 mm	 ± 33.40 m <sup>2</sup>	 75 kg/m <sup>2</sup>
 7.65 m <sup>2</sup>	 7.96 m <sup>2</sup>	 13.49 m <sup>2</sup>	 3° 12.60 m <sup>2</sup>	  white

OPTIES - OPTIONS - OPTIONS - OPTIONEN - DOPLŇKY A PŘÍSLUŠENSTVÍ

 S819	 S8755	 S8756	 S8226	 S8079	 S520
--	---	---	---	---	--



# ARHUS


3296 x 3182 mm - 2416 mm

## S8387



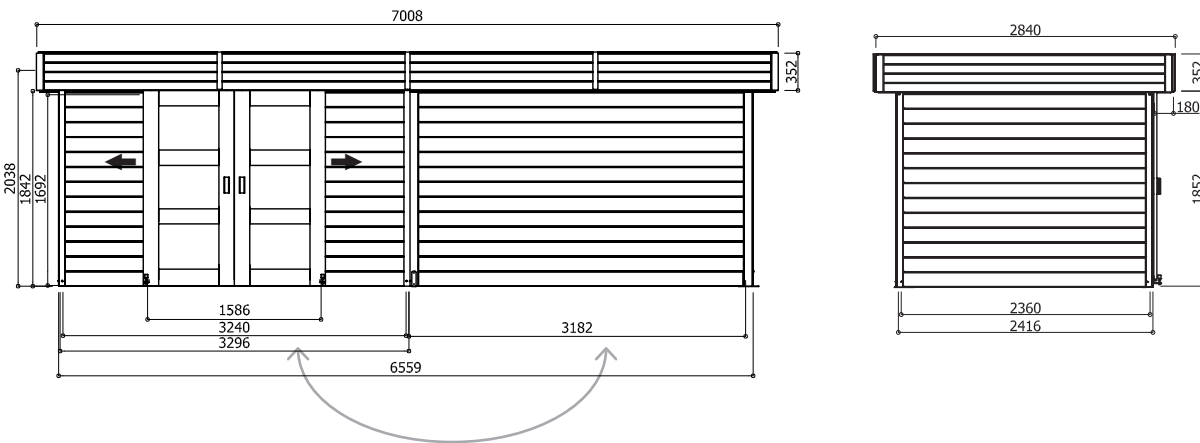
STORAGE

OUTDOOR LIVING & WORKING



S8387

Model ongeverfd verkocht - Modèle vendu non peint - Model sold unpainted  
 Modellverkauf naturbelassen, unlackiert - Model se prodává v přírodním stavu, povrchově neošetřen.



EIGENSCHAPPEN - CARACTÉRISTIQUES - FEATURES - EIGENSCHAFTEN - VLASTNOSTI

16 mm 28 mm	± 980 kg	5500 x 1100 x 500 mm	± 43.40 m <sup>2</sup>	75 kg/m <sup>2</sup>
7.65 m <sup>2</sup>	7.96 m <sup>2</sup>	19.90 m <sup>2</sup>	3° 18.13 m <sup>2</sup>	white

OPTIES - OPTIONS - OPTIONS - OPTIONEN - DOPLŇKY A PŘÍSLUŠENSTVÍ

S819	S8755	S8756	S8226	S8079	S520
------	-------	-------	-------	-------	------


# STOCKHOLM

3600 x 2416 mm

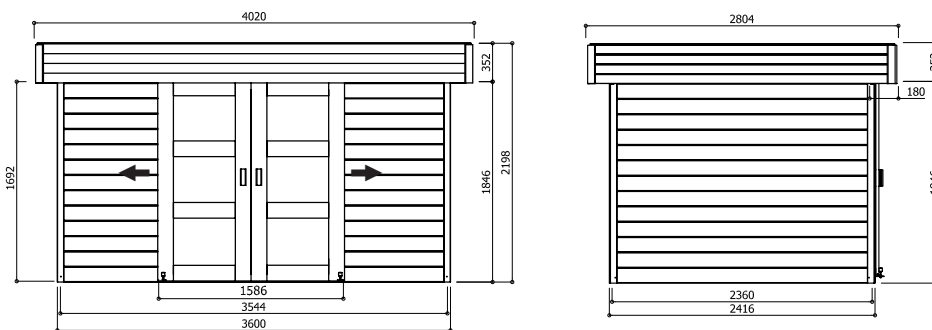
# S8217



STORAGE



S8217



EIGENSCHAPPEN - CARACTÉRISTIQUES - FEATURES - EIGENSCHAFTEN - VLASTNOSTI

16 mm 28 mm	± 530 kg	4050 x 1100 x 460 mm	± 30.00 m <sup>2</sup>	75 kg/m <sup>2</sup>
8.36 m <sup>2</sup>	8.70 m <sup>2</sup>	11.27 m <sup>2</sup>	3° 10.67 m <sup>2</sup>	white

OPTIES - OPTIONS - OPTIONS - OPTIONEN - DOPLŇKY A PŘÍSLUŠENSTVÍ

S819 	S8755 	S8756 	S8727 	S8079 	S520 
----------	-----------	-----------	-----------	-----------	----------


# ODENSE

2996 x 2996 mm

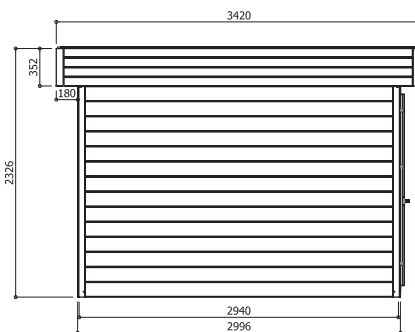
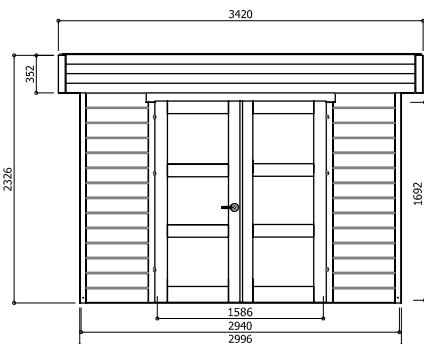
## S8323



STORAGE



S8323



EIGENSCHAPPEN - CARACTÉRISTIQUES - FEATURES - EIGENSCHAFTEN - VLASTNOSTI

16 mm 28 mm	± 600 kg	3400 x 1180 x 480 mm	± 31.80 m <sup>2</sup>	75 kg/m <sup>2</sup>
8.64 m <sup>3</sup>	8.98 m <sup>3</sup>	11.70 m <sup>3</sup>	3° 11.07 m <sup>2</sup>	white

OPTIES - OPTIONS - OPTIONS - OPTIONEN - DOPLŇKY A PŘÍSLUŠENSTVÍ

S819	S8755	S8756	S852	S8079	S520
------	-------	-------	------	-------	------

# AALBORG


2996 x 2996 mm - 2942 mm

## S8322


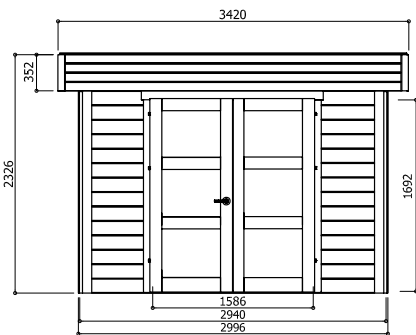


STORAGE

OUTDOOR LIVING & WORKING



S8322



EIGENSCHAPPEN - CARACTÉRISTIQUES - FEATURES - EIGENSCHAFTEN - VLASTNOSTI

16 mm 28 mm	± 840 kg	3400 x 1150 x 610 mm	± 45.7 m <sup>2</sup>	75 kg/m <sup>2</sup>
8.64 m <sup>2</sup>	8.98 m <sup>2</sup>	21.87 m <sup>2</sup>	3° 20.91 m <sup>2</sup>	white

OPTIES - OPTIONS - OPTIONS - OPTIONEN - DOPLŇKY A PŘÍSLUŠENSTVÍ

S819	S8755	S8756	S852	S8079	S520
------	-------	-------	------	-------	------


# MALMÖ

3900 x 3096 mm

## S8213

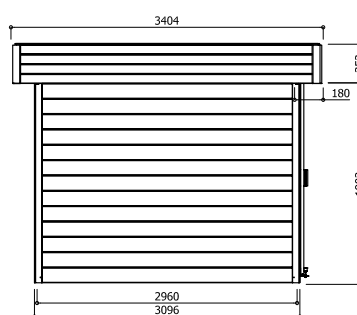
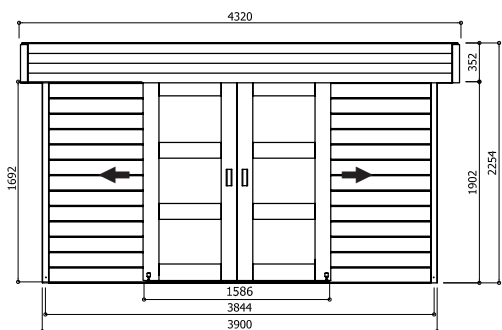


STORAGE



S8213

Model ongeverfd verkocht - Modèle vendu non peint - Model sold unpainted  
 Modellverkauf naturbelassen, unlackiert - Model se prodává v přírodním stavu, povrchově neošetřen.



EIGENSCHAPPEN - CARACTÉRISTIQUES - FEATURES - EIGENSCHAFTEN - VLASTNOSTI

16 mm 28 mm	± 670 kg	4420 x 1200 x 520 mm	± 34.8 m <sup>2</sup>	75 kg/m <sup>2</sup>
11.38 m <sup>3</sup>	12.07 m <sup>3</sup>	14.71 m <sup>3</sup>	3° 14.14 m <sup>2</sup>	white

OPTIES - OPTIONS - OPTIONS - OPTIONEN - DOPLŇKY A PŘÍSLUŠENSTVÍ

S819 	S8755 	S8756 	S839 	S8079 	S520 
----------	-----------	-----------	----------	-----------	----------

# GÖTEBORG

4196 x 3916 mm

## S8220



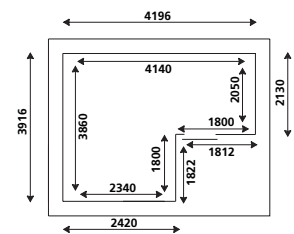
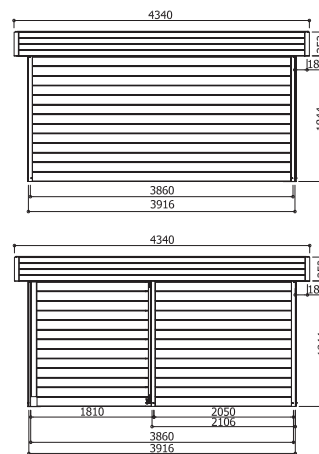
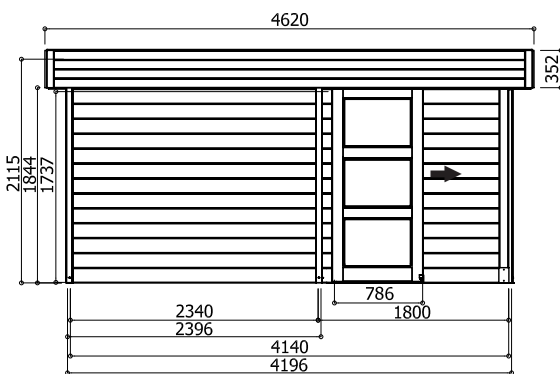

STORAGE

OUTDOOR LIVING & WORKING














S8220 + 3 x S8079


S8220



EIGENSCHAPPEN - CARACTÉRISTIQUES - FEATURES - EIGENSCHAFTEN - VLASTNOSTI

 16 mm 28 mm	 ± 880 kg	 4800 x 1170 x 530 mm	 ± 39.4 m <sup>2</sup>	 75 kg/m <sup>2</sup>
 12.72 m <sup>2</sup>	 13.17 m <sup>2</sup>	 20.05 m <sup>2</sup>	 3° 19.14 m <sup>2</sup>	  white

OPTIES - OPTIONS - OPTIONS - OPTIONEN - DOPLŇKY A PŘÍSLUŠENSTVÍ

S819 	S8755 	S8756 	S825 	S8079 	S520 
--	---	---	--	---	--

# BREST

2980 x 2980 mm

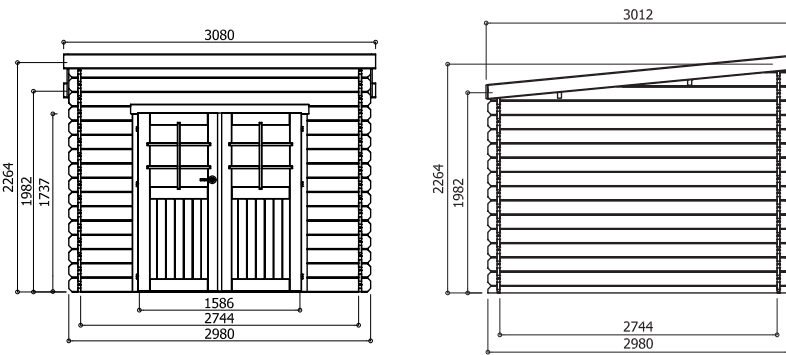
# S8215



STORAGE



S8215

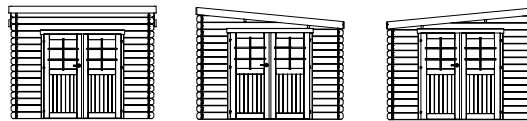


Beschikbaar  
Disponible  
Available  
Verfügbar  
Dispozici



## S8215-1

EAN code: 5412025902637



EIGENSCHAPPEN - CARACTÉRISTIQUES - FEATURES - EIGENSCHAFTEN - VLASTNOSTI

16 mm 28 mm	± 480 kg	3460 x 1100 x 500 mm	± 25.9 m <sup>2</sup>	75 kg/m <sup>2</sup>
7.53 m <sup>2</sup>	8.88 m <sup>2</sup>	9.28 m <sup>2</sup>	5° 8.79 m <sup>2</sup>	

OPTIES - OPTIONS - OPTIONS - OPTIONEN - DOPLŇKY A PŘÍSLUŠENSTVÍ

S819	S8755	S8756	S9980	S852	S520
------	-------	-------	-------	------	------

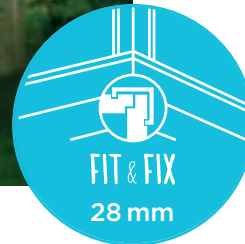
# CHANZY

2550 x 2550 mm

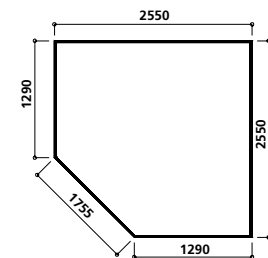
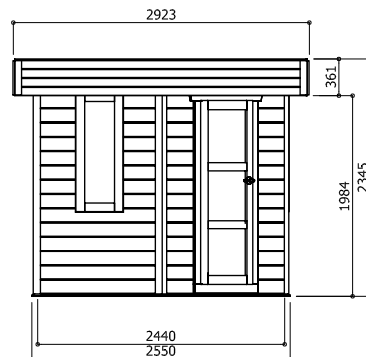
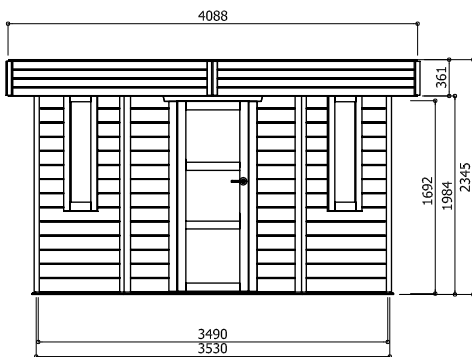
## S8230



STORAGE



S8230



EIGENSCHAPPEN - CARACTÉRISTIQUES - FEATURES - EIGENSCHAFTEN - VLASTNOSTI

16 mm 28 mm 16 mm	± 500 kg	3650 x 1170 x 540 mm	± 22.9 m <sup>2</sup>	75 kg/m <sup>2</sup>
5.45 m <sup>3</sup>	5.75 m <sup>3</sup>	8.33 m <sup>3</sup>	3° 8.04 m <sup>2</sup>	white

OPTIES - OPTIONS - OPTIONS - OPTIONEN - DOPLŇKY A PŘÍSLUŠENSTVÍ

S819	S8755	S8756	S891	S8079	S520
------	-------	-------	------	-------	------



**NEW**

# ALMERIA

3094 x 2038 mm

## S8701

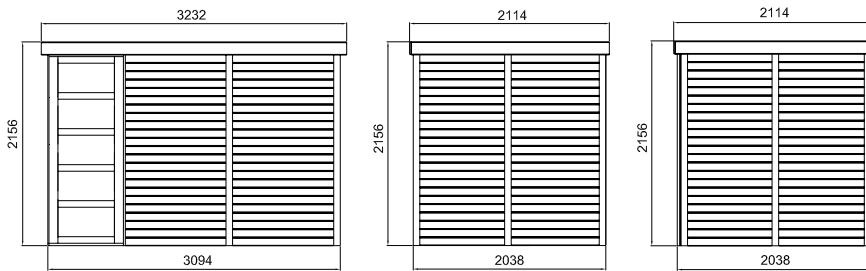


S8701














STORAGE

OUTDOOR LIVING & WORKING





Geverfd geleverd  
 Livré peint  
 Delivered painted  
 Endbehandelt in Farbe  
 Dodáváno v barevném nátěru

EIGENSCHAPPEN - CARACTÉRISTIQUES - FEATURES - EIGENSCHAFTEN - VLASTNOSTI

 16 mm 19 mm	 ± 440 kg	 3099 x 1200 x 600 mm	 ± 26.4 m <sup>2</sup>	 75 kg/m <sup>2</sup>
 5.71 m <sup>2</sup>	 5.90 m <sup>2</sup>	 7.52 m <sup>2</sup>	 2° 7.10 m <sup>2</sup>	
				 white

OPTIES - OPTIONS - OPTIONS - OPTIONEN - DOPLŇKY A PŘÍSLUŠENSTVÍ

S811 	S520 
---	---

**NEW**

# MURCIA

3094 x 2038 mm

**S8702**

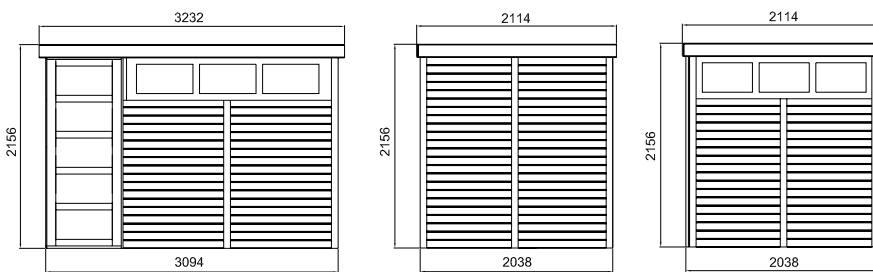



S8702



STORAGE

OUTDOOR LIVING & WORKING



Geverfd geleverd  
 Livré peint  
 Delivered painted  
 Endbehandelt in Farbe  
 Dodáváno v barevném nátěru



EIGENSCHAPPEN - CARACTÉRISTIQUES - FEATURES - EIGENSCHAFTEN - VLASTNOSTI

16 mm 19 mm	± 425 kg	3099 x 1200 x 600 mm	± 26.00 m <sup>2</sup>	75 kg/m <sup>2</sup>
5.71 m <sup>2</sup>	5.90 m <sup>2</sup>	7.52 m <sup>2</sup>	2° 7.10 m <sup>2</sup>	white

OPTIES - OPTIONS - OPTIONS - OPTIONEN - DOPLŇKY A PŘÍSLUŠENSTVÍ

S811 	S520 
----------	----------

**NEW**

# MALAGA

3066 x 2038 mm

## S8703

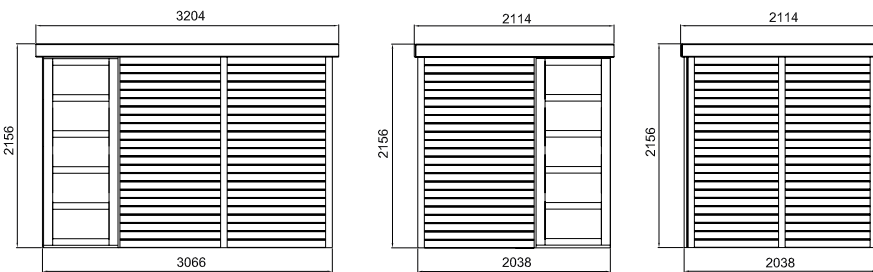
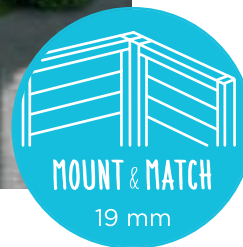


S8703



STORAGE

OUTDOOR LIVING & WORKING



Geverfd geleverd  
 Livré peint  
 Delivered painted  
 Endbehandelt in Farbe  
 Dodáváno v barevném nátěru

EIGENSCHAPPEN - CARACTÉRISTIQUES - FEATURES - EIGENSCHAFTEN - VLASTNOSTI

16 mm 19 mm	± 410 kg	3099 x 1200 x 600 mm	± 26.00 m <sup>2</sup>	75 kg/m <sup>2</sup>
5.71 m <sup>3</sup>	5.90 m <sup>3</sup>	7.45 m <sup>3</sup>	2° 710 m <sup>2</sup>	white

OPTIES - OPTIONS - OPTIONS - OPTIONEN - DOPLŇKY A PŘÍSLUŠENSTVÍ

S811 	S520 
----------	----------

**NEW**

# VALENCIA

3066 x 2038 mm

**S8704**

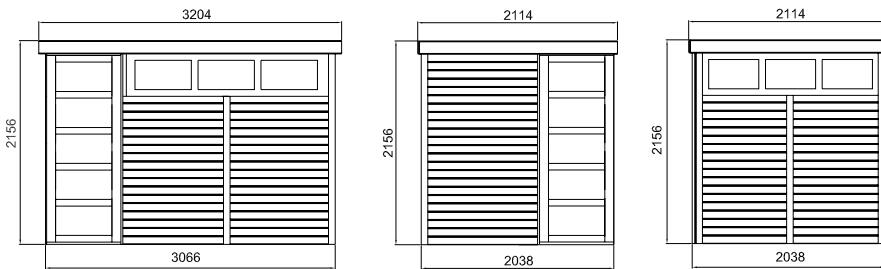



S8704



STORAGE

OUTDOOR LIVING & WORKING



Geverfd geleverd  
 Livré peint  
 Delivered painted  
 Endbehandelt in Farbe  
 Dodáváno v barevném nátěru

EIGENSCHAPPEN - CARACTÉRISTIQUES - FEATURES - EIGENSCHAFTEN - VLASTNOSTI

16 mm 19 mm	± 420 kg	3099 x 1200 x 600 mm	± 25.00 m <sup>2</sup>	75 kg/m <sup>2</sup>
5.71 m <sup>2</sup>	5.90 m <sup>2</sup>	7.45 m <sup>2</sup>	2° 7.10 m <sup>2</sup>	white

OPTIES - OPTIONS - OPTIONS - OPTIONEN - DOPLŇKY A PŘÍSLUŠENSTVÍ

S811 	S520 
----------	----------

NEW

## VERONA


3035 x 2435 mm

S8244



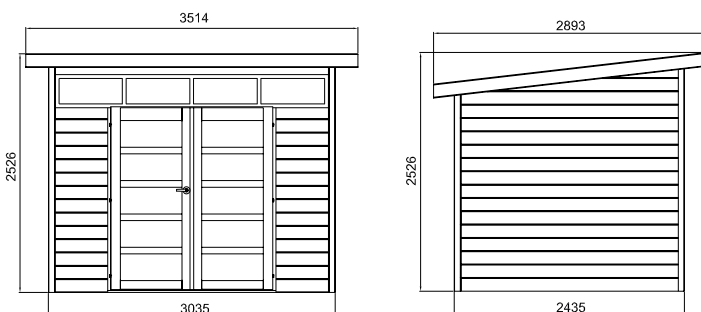
STORAGE

OUTDOOR LIVING &amp; WORKING



S8244

Model ongeverfd verkocht - Modèle vendu non peint - Model sold unpainted  
 Modellverkauf naturbelassen, unlackiert - Model se prodává v přírodním stavu, povrchově neošetřen.



## EIGENSCHAPPEN - CARACTÉRISTIQUES - FEATURES - EIGENSCHAFTEN - VLASTNOSTI

16 mm  
28 mm

± 510 kg

3099 x  
1099 x  
600 mm± 27.00 m<sup>2</sup>75 kg/m<sup>2</sup>6.90 m<sup>3</sup>7.37 m<sup>3</sup>10.02 m<sup>3</sup>7°  
10.00 m<sup>2</sup>

## OPTIES - OPTIONS - OPTIONS - OPTIONEN - DOPLŇKY A PŘÍSLUŠENSTVÍ

S852



S520



**NEW**

# VENEZIA


3335 x 2735 mm

**S8245**



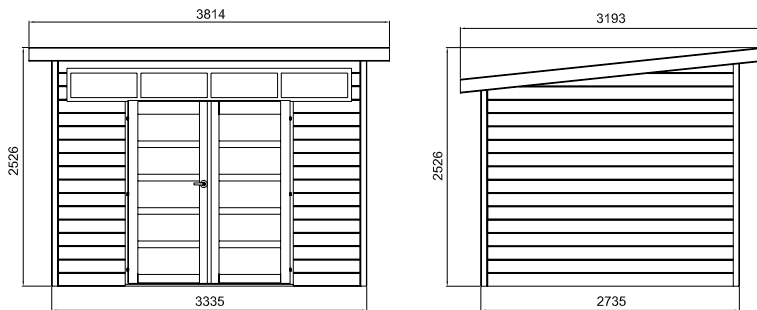
STORAGE

OUTDOOR LIVING & WORKING














**S8245**



Model ongeverfd verkocht - Modèle vendu non peint - Model sold unpainted  
 Modellverkauf naturbelassen, unlackiert - Model se prodává v přírodním stavu, povrchově neošetřen.



EIGENSCHAPPEN - CARACTÉRISTIQUES - FEATURES - EIGENSCHAFTEN - VLASTNOSTI

 16 mm 28 mm	 ± 580 kg	 3399 x 1099 x 600 mm	 ± 28.50 m <sup>2</sup>	 75 kg/m <sup>2</sup>
 8.58 m <sup>2</sup>	 9.10 m <sup>2</sup>	 12.02 m <sup>2</sup>	 6° 12.00 m <sup>2</sup>	 

OPTIES - OPTIONS - OPTIONS - OPTIONEN - DOPLŇKY A PŘÍSLUŠENSTVÍ

S8226 	S520 
--	---

NEW

## MILANO


3035 x 3035 mm

S8246



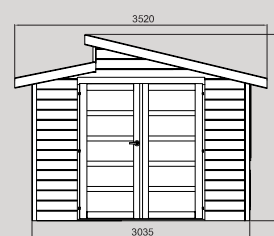
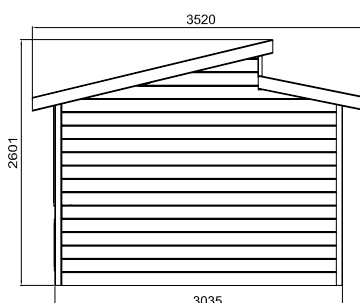
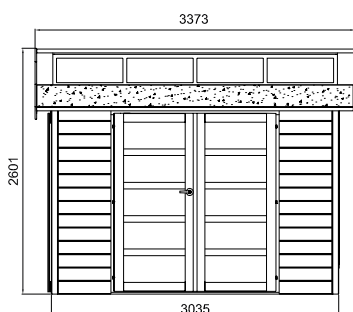
STORAGE

OUTDOOR LIVING &amp; WORKING



S8246

Model ongeveer verkocht - Modèle vendu non peint - Model sold unpainted  
 Modellverkauf naturbelassen, unlackiert - Model se prodává v přírodním stavu, povrchově neošetřen.



Deur kan op elke zijde geplaatst worden  
 La porte peut être posée sur chaque face  
 Door can be placed on each front  
 Tür auf jeder Seite platziert werden  
 Dveře mohou být umístěny na každé straně

## EIGENSCHAPPEN - CARACTÉRISTIQUES - FEATURES - EIGENSCHAFTEN - VLASTNOSTI

16 mm  
28 mm

± 580 kg

3099 x  
1099 x  
600 mm± 31.00 m<sup>2</sup>75 kg/m<sup>2</sup>8.67 m<sup>2</sup>9.19 m<sup>2</sup>11.22 m<sup>2</sup>7°/17°  
19.50 m<sup>2</sup>

## OPTIES - OPTIONS - OPTIONS - OPTIONEN - DOPLŇKY A PŘÍSLUŠENSTVÍ

S852



S520



**NEW**

# MERANO


3035 x 3035 mm

**S8247**



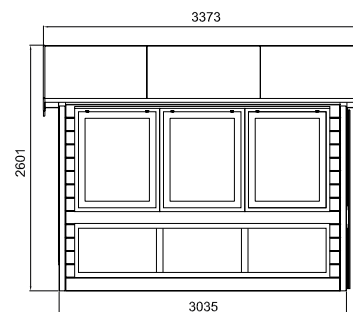
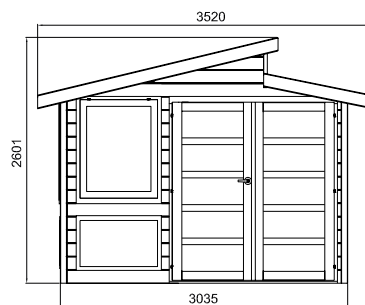
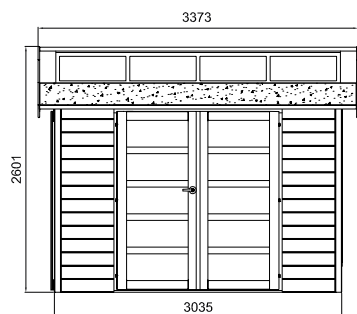
STORAGE

OUTDOOR LIVING & WORKING














S8247



Model ongeverfd verkocht - Modèle vendu non peint - Model sold unpainted  
 Modellverkauf naturbelassen, unlackiert - Model se prodává v přírodním stavu, povrchově neošetřen.



EIGENSCHAPPEN - CARACTÉRISTIQUES - FEATURES - EIGENSCHAFTEN - VLASTNOSTI

 16 mm 28 mm	 ± 720 kg	 3099 x 1039 x 600 mm	 ± 16.00 m <sup>2</sup>	 75 kg/m <sup>2</sup>
 8.67 m <sup>2</sup>	 9.19 m <sup>2</sup>	 11.22 m <sup>2</sup>	 7°/17° 19.50 m <sup>2</sup>	
				 glass + plexi

OPTIES - OPTIONS - OPTIONS - OPTIONEN - DOPLŇKY A PŘÍSLUŠENSTVÍ

S852 	S520 
---	---



# GALWAY

1980 x 2980 mm

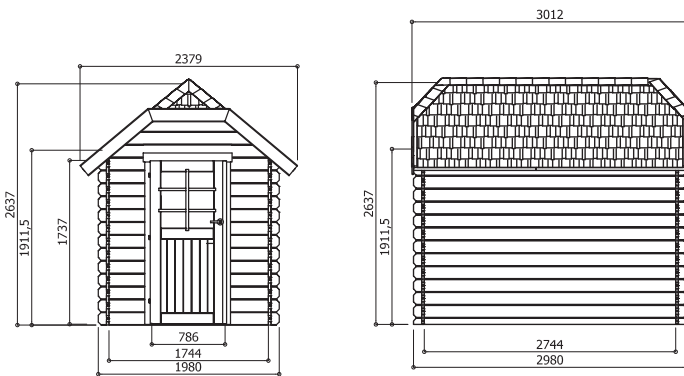
# S8503



STORAGE



S8503



EIGENSCHAPPEN - CARACTÉRISTIQUES - FEATURES - EIGENSCHAFTEN - VLASTNOSTI

16 mm 28 mm	± 490 kg	3030 x 1100 x 545 mm	± 24.1 m <sup>2</sup>	75 kg/m <sup>2</sup>
4.79 m <sup>2</sup>	5.90 m <sup>2</sup>	7.17 m <sup>2</sup>	40° 8.82 m <sup>2</sup>	

OPTIES - OPTIONS - OPTIONS - OPTIONEN - DOPLŇKY A PŘÍSLUŠENSTVÍ

4 x S575 	4 x S577 	S811 	S520 
--------------	--------------	----------	----------

# LIMERICK

2980 x 3880 mm

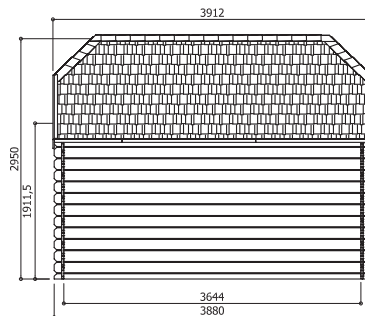
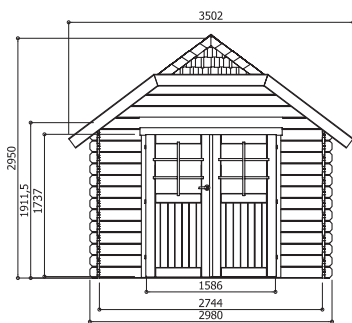
## S8505



S8505



STORAGE



Beschikbaar  
 Disponible  
 Available  
 Verfügbar  
 Dispozici



### S8505-1

EAN code: 5412025901951

EIGENSCHAPPEN - CARACTÉRISTIQUES - FEATURES - EIGENSCHAFTEN - VLASTNOSTI

16 mm 28 mm	± 770 kg	4300 x 1200 x 500 mm	± 35.6 m <sup>2</sup>	75 kg/m <sup>2</sup>
10.00 m <sup>2</sup>	11.56 m <sup>2</sup>	13.70 m <sup>2</sup>	37° 16.53 m <sup>2</sup>	

OPTIES - OPTIONS - OPTIONS - OPTIONEN - DOPLŇKY A PŘÍSLUŠENSTVÍ

7 x S575 	7 x S577 	S839 	S520 
--------------	--------------	----------	----------

# CORK

2980 x 2980 mm - 2654 mm

# S8507


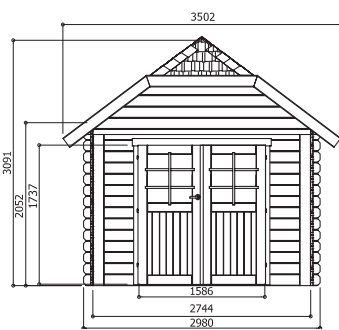


STORAGE

OUTDOOR LIVING & WORKING



S8507



EIGENSCHAPPEN - CARACTÉRISTIQUES - FEATURES - EIGENSCHAFTEN - VLASTNOSTI

16 mm 28 mm	± 1080 kg	3600 x 1100 x 600 mm	± 45.4 m <sup>2</sup>	75 kg/m <sup>2</sup>
7.53 m <sup>2</sup>	8.88 m <sup>3</sup>	20.25 m <sup>2</sup>	37° 24.35 m <sup>2</sup>	

OPTIES - OPTIONS - OPTIONS - OPTIONEN - DOPLŇKY A PŘÍSLUŠENSTVÍ

10 x S575	10 x S577	S852	S520

# DAINVILLE

2980 x 2380 mm

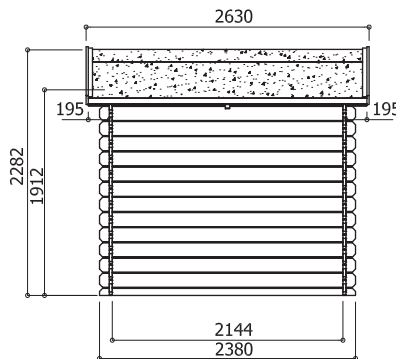
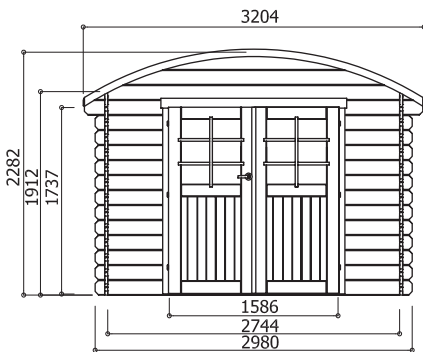
## S844



STORAGE



S844



Beschikbaar  
 Disponible  
 Available  
 Verfügbar  
 Dispozici



### S844-1

EAN code: 5412025901913

EIGENSCHAPPEN - CARACTÉRISTIQUES - FEATURES - EIGENSCHAFTEN - VLASTNOSTI

16 mm 28 mm	± 430 kg	3190 x 1150 x 490 mm	± 24.7 m <sup>2</sup>	75 kg/m <sup>2</sup>
5.88 m <sup>2</sup>	7.09 m <sup>2</sup>	8.43 m <sup>2</sup>	16° 10.03 m <sup>2</sup>	

OPTIES - OPTIONS - OPTIONS - OPTIONEN - DOPLŇKY A PŘÍSLUŠENSTVÍ

S819 	S8755 	S8756 	S852 	S520 
----------	-----------	-----------	----------	----------

# DAINVILLE

3880 x 3280 mm

## S845



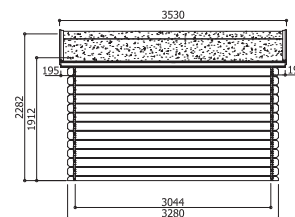
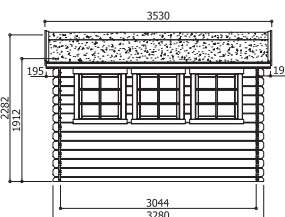
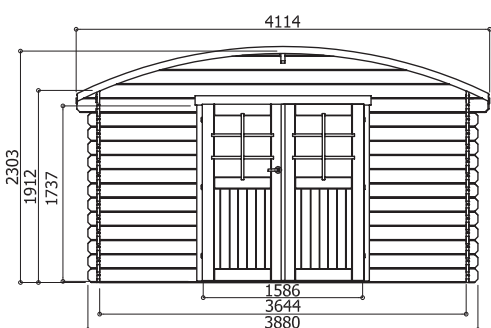
STORAGE

OUTDOOR LIVING & WORKING



S845

Model ongeverfd verkocht - Modèle vendu non peint - Model sold unpainted  
 Modellverkauf naturbelassen, unlackiert - Model se prodává v přírodním stavu, povrchově neošetřen.



EIGENSCHAPPEN - CARACTÉRISTIQUES - FEATURES - EIGENSCHAFTEN - VLASTNOSTI

16 mm 28 mm	± 640 kg	4090 x 1120 x 580 mm	± 32.4 m <sup>2</sup>	75 kg/m <sup>2</sup>
11.09 m <sup>3</sup>	12.73 m <sup>3</sup>	14.52 m <sup>3</sup>	12° 15.97 m <sup>2</sup>	

OPTIES - OPTIONS - OPTIONS - OPTIONEN - DOPLŇKY A PŘÍSLUŠENSTVÍ

S819	S8755	S8756	S839	S891	S520
------	-------	-------	------	------	------

# BONNEVILLE

3880 x 2980 mm

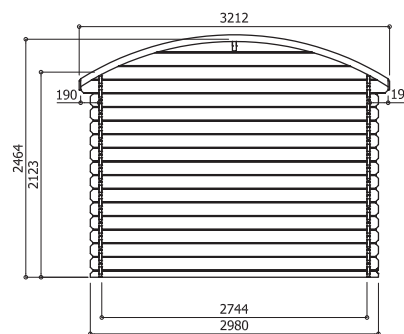
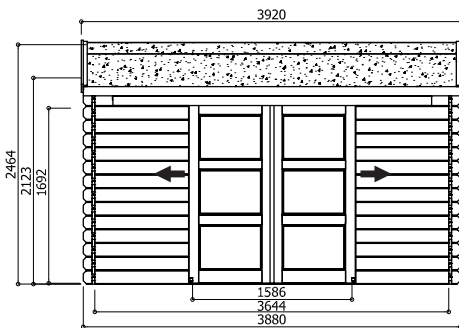
# S8411



STORAGE



S8411



EIGENSCHAPPEN - CARACTÉRISTIQUES - FEATURES - EIGENSCHAFTEN - VLASTNOSTI

16 mm 28 mm	± 680 kg	3900 x 1150 x 550 mm	± 32.5 m <sup>2</sup>	75 kg/m <sup>2</sup>
10.00 m <sup>3</sup>	11.56 m <sup>3</sup>	12.59 m <sup>3</sup>	15,5° 13.00 m <sup>2</sup>	white

OPTIES - OPTIONS - OPTIONS - OPTIONEN - DOPLŇKY A PŘÍSLUŠENSTVÍ

S819	S8755	S8756	S9980	S839	S520
------	-------	-------	-------	------	------


# NANCY

2050 x 2050 mm

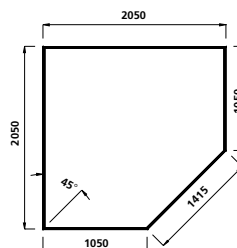
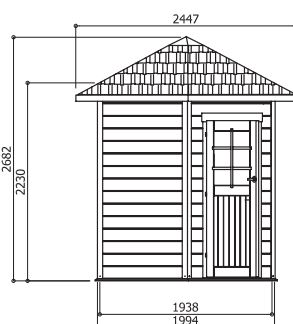
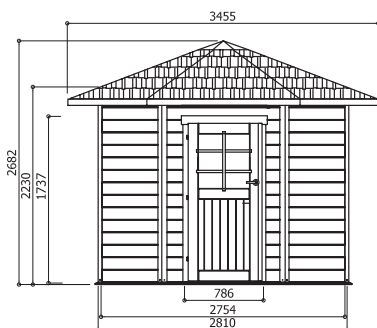
# S8204



STORAGE



S8204



EIGENSCHAPPEN - CARACTÉRISTIQUES - FEATURES - EIGENSCHAFTEN - VLASTNOSTI

16 mm 28 mm 16 mm	± 550 kg	2600 x 1170 x 540 mm	± 17 m <sup>2</sup>	75 kg/m <sup>2</sup>
3.40 m <sup>2</sup>	3.50 m <sup>2</sup>	5.25 m <sup>2</sup>	16° 5.66 m <sup>2</sup>	

OPTIES - OPTIONS - OPTIONS - OPTIONEN - DOPLŇKY A PŘÍSLUŠENSTVÍ

S819	S8755	S8756	4 x S579	4 x S575	S520
------	-------	-------	----------	----------	------

# NANCY

2550 x 2550 mm

## S8205

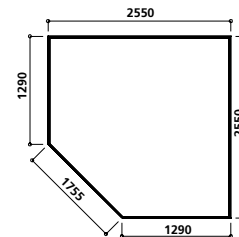
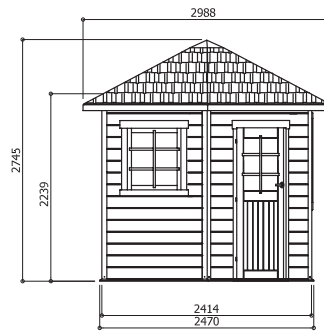
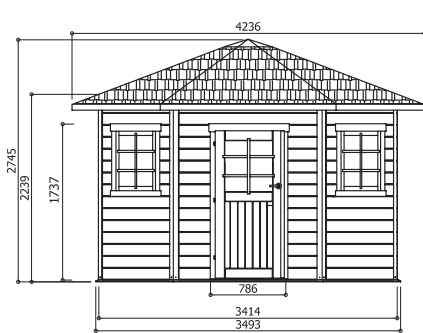



S8205



STORAGE

OUTDOOR LIVING & WORKING



EIGENSCHAPPEN - CARACTÉRISTIQUES - FEATURES - EIGENSCHAFTEN - VLASTNOSTI

16 mm 28 mm 16 mm	± 610 kg	3140 x 1170 x 710 mm	± 19.6 m <sup>2</sup>	75 kg/m <sup>2</sup>
5.45 m <sup>2</sup>	5.75 m <sup>2</sup>	7.85 m <sup>2</sup>	16° 8.81 m <sup>2</sup>	

OPTIES - OPTIONS - OPTIONS - OPTIONEN - DOPLŇKY A PŘÍSLUŠENSTVÍ

S819	S8755	S8756	5 x S579	5 x S575	S891	S520
------	-------	-------	----------	----------	------	------



# NANCY


3050 x 3050 mm

## S8207

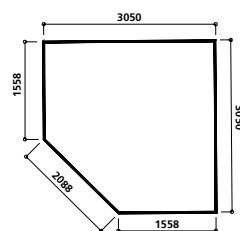
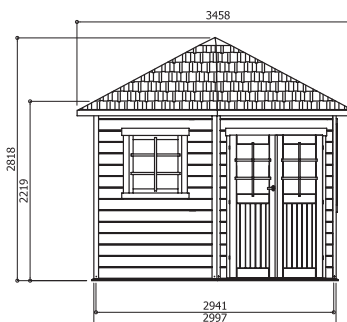
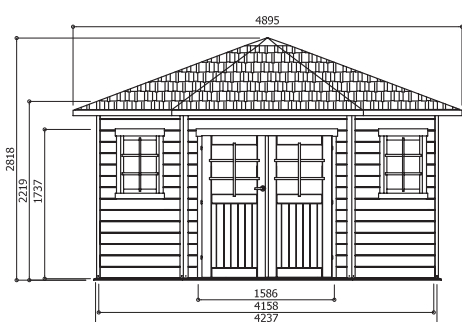


STORAGE

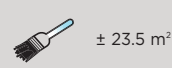
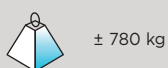

OUTDOOR LIVING & WORKING



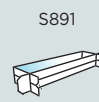
S8207 + S891 + S8941



EIGENSCHAPPEN - CARACTÉRISTIQUES - FEATURES - EIGENSCHAFTEN - VLASTNOSTI



OPTIES - OPTIONS - OPTIONS - OPTIONEN - DOPLŇKY A PŘÍSLUŠENSTVÍ



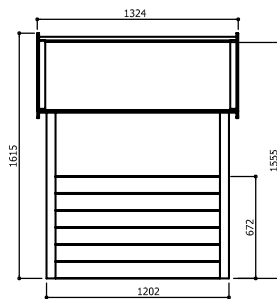
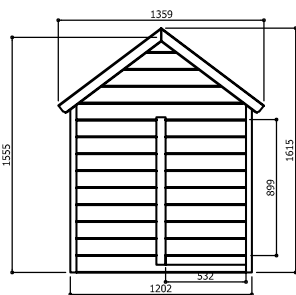
# PLAYHOUSE

## S8400




OUTDOOR LIVING & WORKING

S8400



EIGENSCHAPPEN - CARACTÉRISTIQUES - FEATURES - EIGENSCHAFTEN - VLASTNOSTI



16 mm  
16 mm



± 50 kg



1330 x  
480 x  
250 mm



± 8.51 m<sup>2</sup>



75 kg/m<sup>2</sup>



1.37 m<sup>2</sup>



1.44 m<sup>2</sup>



1.80 m<sup>2</sup>



8°  
2.98 m<sup>2</sup>

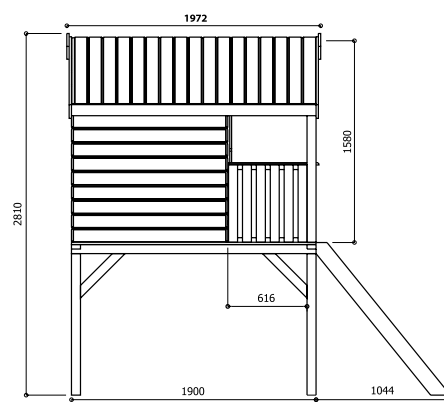
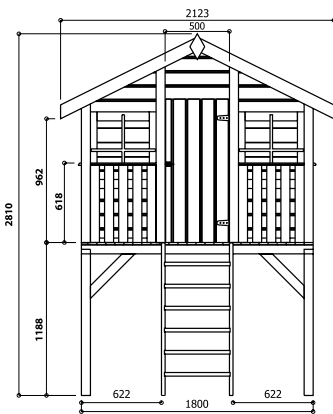

# PLAYHOUSE

## S8405

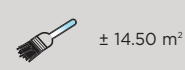
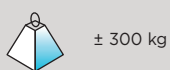


OUTDOOR LIVING & WORKING

S8405



EIGENSCHAPPEN - CARACTÉRISTIQUES - FEATURES - EIGENSCHAFTEN - VLASTNOSTI



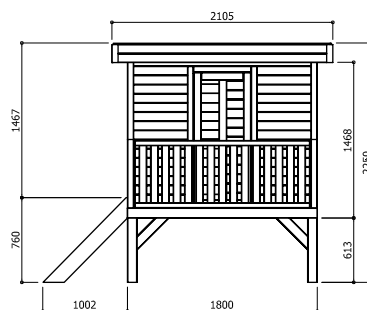
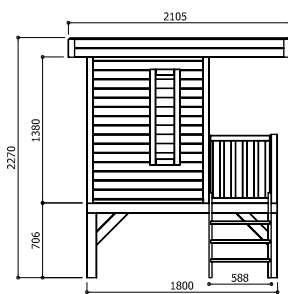
# PLAYHOUSE

# S8414



OUTDOOR LIVING & WORKING

S8414



EIGENSCHAPPEN - CARACTÉRISTIQUES - FEATURES - EIGENSCHAFTEN - VLASTNOSTI



16 mm  
16 mm  
16 mm



± 210 kg



2600 x  
1170 x  
400 mm



± 15.37 m<sup>2</sup>



75 kg/m<sup>2</sup>



3.24 m<sup>2</sup>



4.39 m<sup>2</sup>



4.39 m<sup>2</sup>



8°  
3.67 m<sup>2</sup>

# HOBBY GARAGE ATELIER

3280 x 4780 mm

## S8943



STORAGE

CAR PARKING

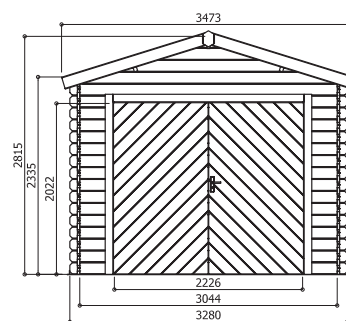

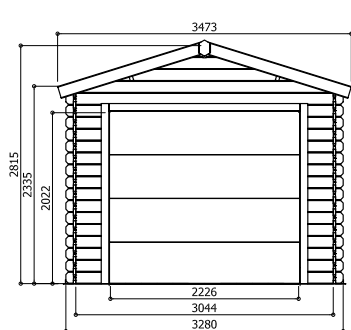


S8943 (S894 + S8933)



S8937 (S894 + S8028)

Geleverd met witte gemotoriseerde sectionale deur + 2 afstandsbedieningen  
 Livré avec une porte sectionnelle motorisée blanche + 2 télécommandes  
 Delivered with a white motorized sectional door + 2 remote controls  
 Inklusive weiß motorgetriebenem Sektionaltor + 2 Handsendern  
 Včetně lamelových vrat, poháněných elmotorem bílá + 2 ks dálkového ovládání a otvírání vrat



EIGENSCHAPPEN - CARACTÉRISTIQUES - FEATURES - EIGENSCHAFTEN - VLASTNOSTI

	16 mm 28 mm		± 700 kg ± 100 kg		4830 x 1180 x 570 mm 2070 x 1125 x 150 mm		± 42.2 m <sup>2</sup>		75 kg/m <sup>2</sup>
	13.83 m <sup>2</sup>		15.68 m <sup>2</sup>		16.84 m <sup>2</sup>		16° 16.73 m <sup>2</sup>		

OPTIES - OPTIONS - OPTIONS - OPTIONEN - DOPLŇKY A PŘÍSLUŠENSTVÍ

S819	S8755	S8756	S9980	7 x S579	7 x S575	7 x S577	S520

# GARAGE

3580 x 5380 mm

S8945



STORAGE

CAR PARKING



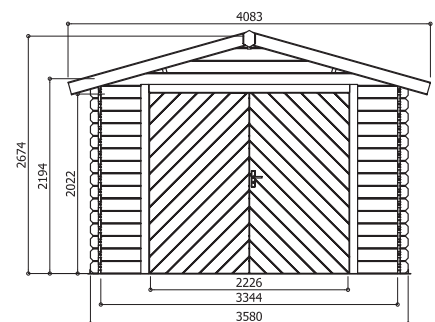
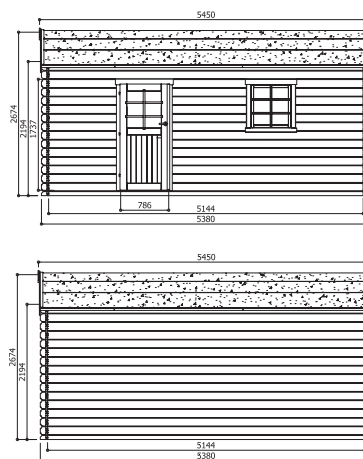
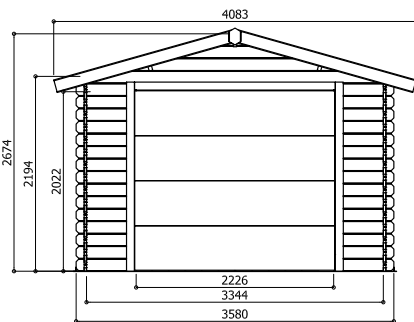
**NEW**



S8942 (S888 + S8028)

S8945 (S888 + S8933)

Geleverd met witte gemotoriseerde sectionale deur + 2 afstandsbedieningen  
 Livré avec une porte sectionnelle motorisée blanche + 2 télécommandes  
 Delivered with a white motorized sectional door + 2 remote controls  
 Inklusive weiß motorgetriebenem Sektionaltor + 2 Handsendern  
 Včetně lamelových vrat, poháněných elmotorem bílá + 2 ks dálkového ovládání a otvírání vrat



EIGENSCHAPPEN - CARACTÉRISTIQUES - FEATURES - EIGENSCHAFTEN - VLASTNOSTI

16 mm 28 mm	± 860 kg ± 100 kg	5770 x 1090 x 560 mm 2070 x 1125 x 150 mm	± 45.8 m <sup>2</sup>	75 kg/m <sup>2</sup>
17.20 m <sup>2</sup>	19.26 m <sup>2</sup>	22.25 m <sup>2</sup>	16° 22.06 m <sup>2</sup>	

OPTIES - OPTIONS - OPTIONS - OPTIONEN - DOPLŇKY A PŘÍSLUŠENSTVÍ

S819	S8755	S8756	S9980	9 x S579	9 x S575	9 x S577	S891	S8940	S520
------	-------	-------	-------	----------	----------	----------	------	-------	------

# GARAGE

3580 x 5380 mm

# S8946

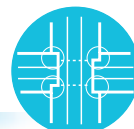


**NEW**



STORAGE

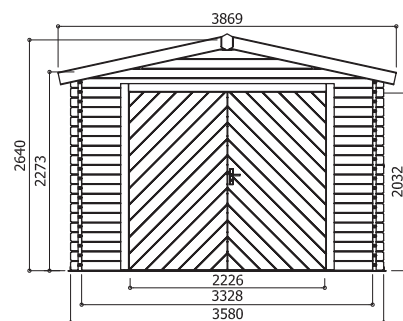
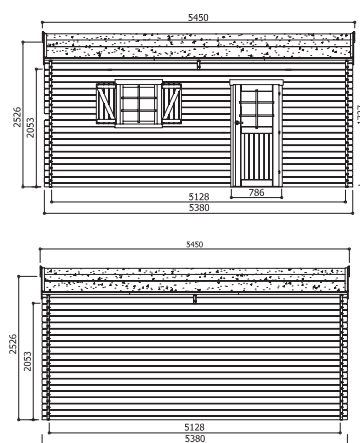
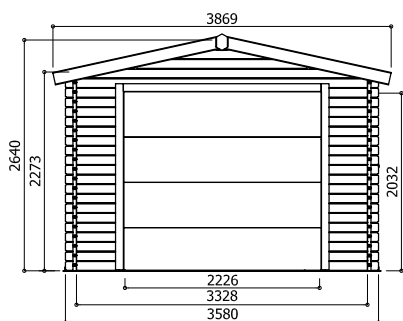
CAR PARKING



S8946 (S8932 + S8933)

S8944 (S8932 + S8028)

Geleverd met witte gemotoriseerde sectionale deur + 2 afstandsbedieningen  
 Livré avec une porte sectionnelle motorisée blanche + 2 télécommandes  
 Delivered with a white motorized sectional door + 2 remote controls  
 Inklusive weiß motorgetriebenem Sektionaltor + 2 Handsendern  
 Včetně lamelových vrat, poháněných elmotorem bílá + 2 ks dálkového ovládání a otvírání vrat



EIGENSCHAPPEN - CARACTÉRISTIQUES - FEATURES - EIGENSCHAFTEN - VLASTNOSTI

16 mm 40 mm	± 1230 kg ± 100 kg	5800 x 1200 x 700 mm 2070 x 1125 x 150 mm	± 45.2 m <sup>2</sup>	75 kg/m <sup>2</sup>	
17.07 m <sup>3</sup>	19.26 m <sup>3</sup>	21.09 m <sup>3</sup>	12° 20.66 m <sup>2</sup>		

OPTIES - OPTIONS - OPTIONS - OPTIONEN - DOPLŇKY A PŘÍSLUŠENSTVÍ

S819	S8755	S8756	9 x S579	9 x S575	9 x S577	S891	S520
------	-------	-------	----------	----------	----------	------	------

# GARAGE MODERNE

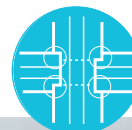
3580 x 5380 mm

S8935



STORAGE

CAR PARKING



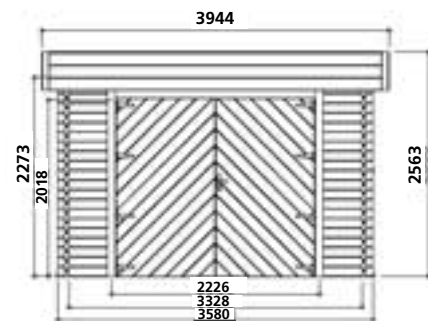

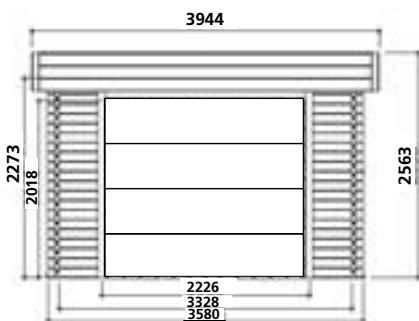
**NEW**



S8935 (S8930 + S8933)

S8993 (S8930 + S8028)

Geleverd met witte gemotoriseerde sectionale deur + 2 afstandsbedieningen  
 Livré avec une porte sectionnelle motorisée blanche + 2 télécommandes  
 Delivered with a white motorized sectional door + 2 remote controls  
 Inklusive weiß motorgetriebenem Sektionaltor + 2 Handsendern  
 Včetně lamelových vrat, poháněných elmotorem bílá + 2 ks dálkového ovládání a otvírání vrat



EIGENSCHAPPEN - CARACTÉRISTIQUES - FEATURES - EIGENSCHAFTEN - VLASTNOSTI

16 mm 40 mm	± 1100 kg ± 100 kg	5700 x 1200 x 720 mm 2070 x 1125 x 150 mm	± 49.7 m <sup>2</sup>	75 kg/m <sup>2</sup>
17.07 m <sup>3</sup>	19.26 m <sup>3</sup>	22.65 m <sup>3</sup>	4° 22.65 m <sup>2</sup>	white

OPTIES - OPTIONS - OPTIONS - OPTIONEN - DOPLŇKY A PŘÍSLUŠENSTVÍ

S819	S8755	S8756	S891	S520
------	-------	-------	------	------



NEW

## TORINO


4200 x 6000 mm

S8248


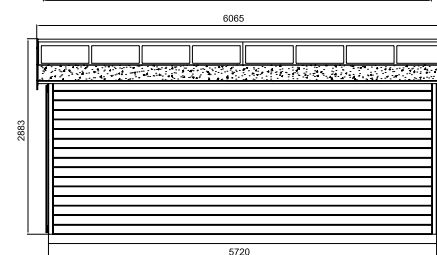

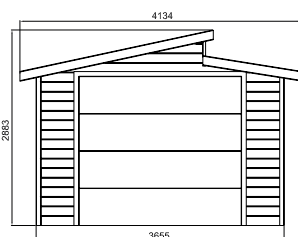


STORAGE

CAR PARKING



S8248



Geleverd met witte gemotoriseerde sectionale deur + 2 afstandsbedieningen

Livré avec une porte sectionnelle motorisée blanche + 2 télécommandes

Delivered with a white motorized sectional door + 2 remote controls

Inklusive weiß motorgetriebenem Sektionaltor + 2 Handsendern

Včetně lamelových vrat, poháněných elmotorem bílá + 2 ks dálkového ovládání a otvírání vrat

## EIGENSCHAPPEN - CARACTÉRISTIQUES - FEATURES - EIGENSCHAFTEN - VLASTNOSTI

16 mm  
28 mm

± 1100 kg

5199 x  
1099 x  
600 mm75 kg/m<sup>2</sup>20,06 m<sup>2</sup>20,88 m<sup>2</sup>25,20 m<sup>2</sup>7°/ 13°  
25,50 m<sup>2</sup>

## OPTIES - OPTIONS - OPTIONS - OPTIONEN - DOPLŇKY A PŘÍSLUŠENSTVÍ

S520



S8092



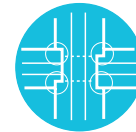
# BOX

3280 x 3280 mm - 1016 mm

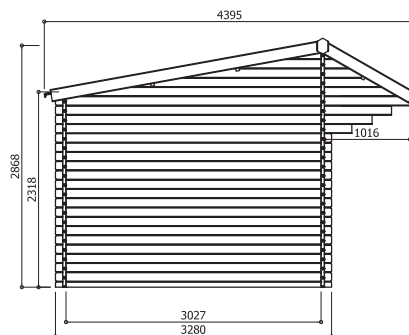
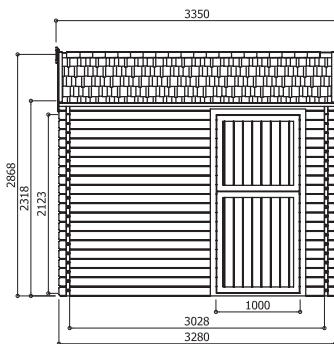
# S8973



HORSE



S8973



EIGENSCHAPPEN - CARACTÉRISTIQUES - FEATURES - EIGENSCHAFTEN - VLASTNOSTI

	16 mm 40 mm		± 1150 kg		4300 x 1200 x 680 mm		± 40.7 m <sup>2</sup>		75 kg/m <sup>2</sup>
	9.17 m <sup>2</sup>		10.76 m <sup>2</sup>		14.72 m <sup>2</sup>		30 - 10° 14.69 m <sup>2</sup>		

OPTIES - OPTIONS - OPTIONS - OPTIONEN - DOPLŇKY A PŘÍSLUŠENSTVÍ

7 x S575	7 x S577	S520

# REGENSBURG


3440 x 2588 mm

# S710

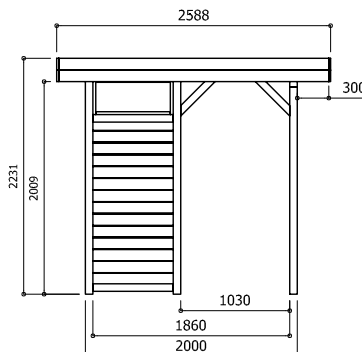
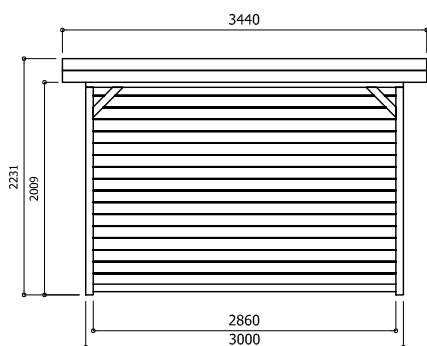


OUTDOOR LIVING & WORKING

OUTDOOR COVERING



S710



EIGENSCHAPPEN - CARACTÉRISTIQUES - FEATURES - EIGENSCHAFTEN - VLASTNOSTI



70 x 70 mm  
70 x 70 mm  
70 x 70 mm



± 460 kg



3740 x  
1230 x  
345 mm



± 26.9 m<sup>2</sup>



75 kg/m<sup>2</sup>



5.32 m<sup>2</sup>



6.00 m<sup>2</sup>



8.90 m<sup>2</sup>



1°  
8.50 m<sup>2</sup>



OPTIES - OPTIONS - OPTIONS - OPTIONEN - DOPLŇKY A PŘÍSLUŠENSTVÍ

S819



S8755



S8756



# PAVILION

3630 x 3630 mm

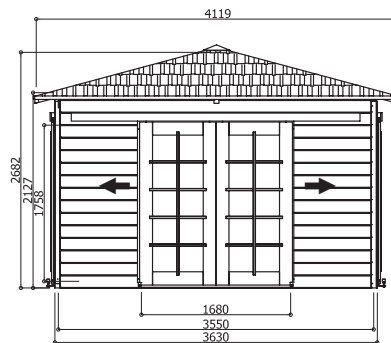
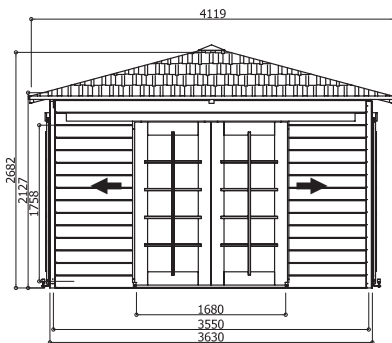

## S8506



S8506



OUTDOOR LIVING & WORKING



EIGENSCHAPPEN - CARACTÉRISTIQUES - FEATURES - EIGENSCHAFTEN - VLASTNOSTI

16 mm 28 mm	± 1060 kg	4450 x 1180 x 640 mm	± 30.9 m <sup>2</sup>	75 kg/m <sup>2</sup>
12.60 m <sup>2</sup>	13.18 m <sup>2</sup>	16.97 m <sup>2</sup>	15° 17.38 m <sup>2</sup>	white

OPTIES - OPTIONS - OPTIONS - OPTIONEN - DOPLŇKY A PŘÍSLUŠENSTVÍ

8 x S579 	8 x S575 	S8727 	S520 
--------------	--------------	-----------	----------

# RANDERS

2452 x 2056 mm - 4682 mm

## S8389



STORAGE

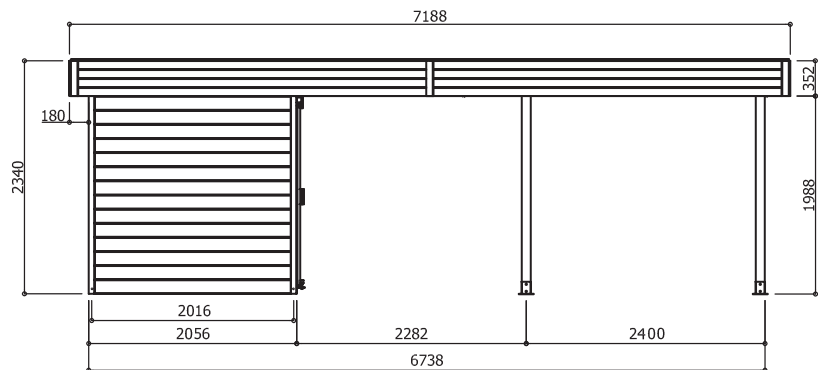
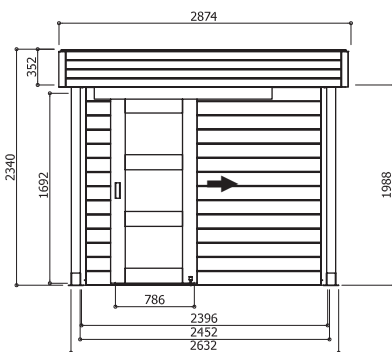
OUTDOOR LIVING & WORKING

CAR PARKING











OUTDOOR COVERING



S8389



EIGENSCHAPPEN - CARACTÉRISTIQUES - FEATURES - EIGENSCHAFTEN - VLASTNOSTI

 16 mm 28 mm	 ± 800 kg	 5000 x 1150 x 520 mm	 ± 47.1 m <sup>2</sup>	 75 kg/m <sup>2</sup>
 4.83 m <sup>2</sup>	 5.04 m <sup>2</sup>	 20.66 m <sup>2</sup>	 3° 19.23 m <sup>2</sup>	

OPTIES - OPTIONS - OPTIONS - OPTIONEN - DOPLŇKY A PŘÍSLUŠENSTVÍ

S819 	S8755 	S8756 	S850 	S8079 	S520 
---	--	--	---	--	---

# MODULAR CARPORT

## Uw carport in 3 stappen:

- 1 Kies de breedte (basis) van uw carport
- 2 Kies de gewenste lengte (basis + extensies) en stel uw combinatie samen
- 3 Kies uw opties

## Votre carport en 3 étapes:

- 1 Choisissez la largeur (base) de votre carport
- 2 Choisissez la longueur (base + extensions) souhaitée et faites votre propre combinaison
- 3 Choisissez vos options

## Your carport in 3 steps:

- 1 Choose the width (base) of your carport
- 2 Choose the desired length (base + extensions) and make your own combination
- 3 Choose your options

## In 3 Schritten zu Ihrem Carport:

- 1 Wählen Sie die Basisbreite Ihres Carports
- 2 Wählen Sie die gewünschte Länge (Basis + Erweiterungen) und kombinieren Sie selbst
- 3 Wählen Sie Ihr Zubehör

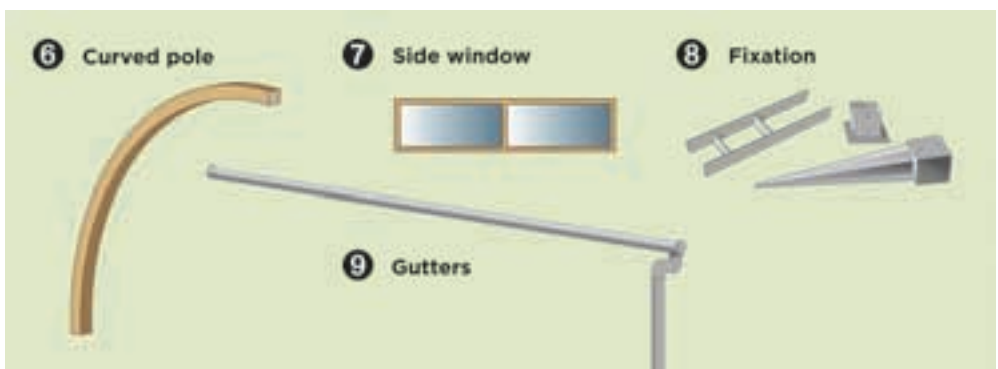
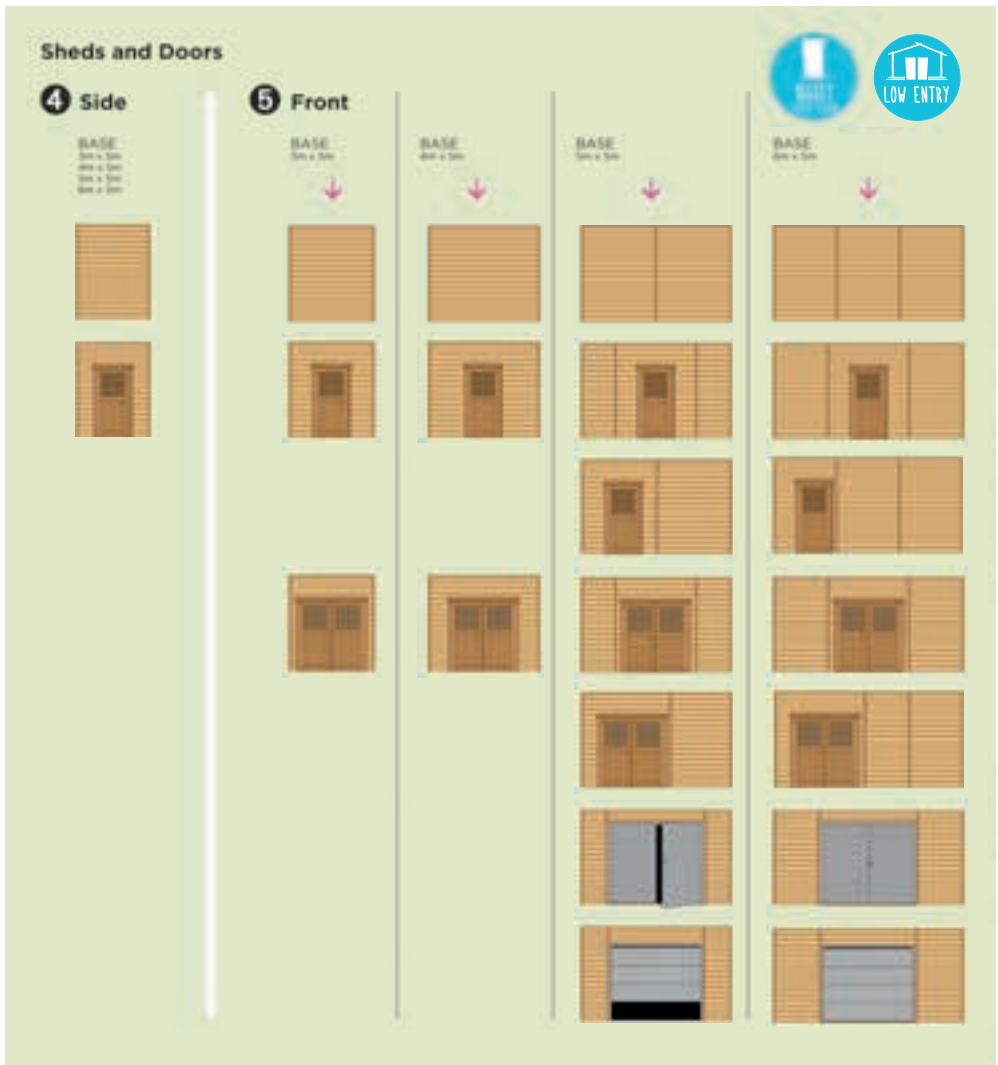
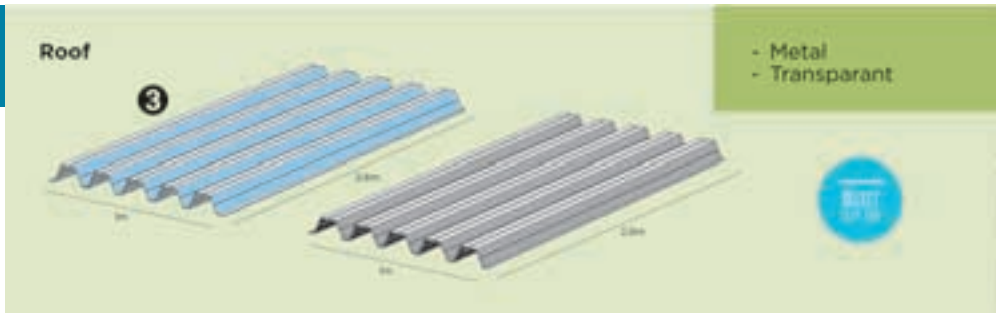
## Ve 3 krocích k volbě Vašeho přístřešku pro auto:

- 1 Zvolte si základní šířku Vašeho přístřešku pro auto
- 2 Volte si požadovanou délku (základní délka + prodloužení) a zkombinujte si sami
- 3 Vyberte si Vaše příslušenství



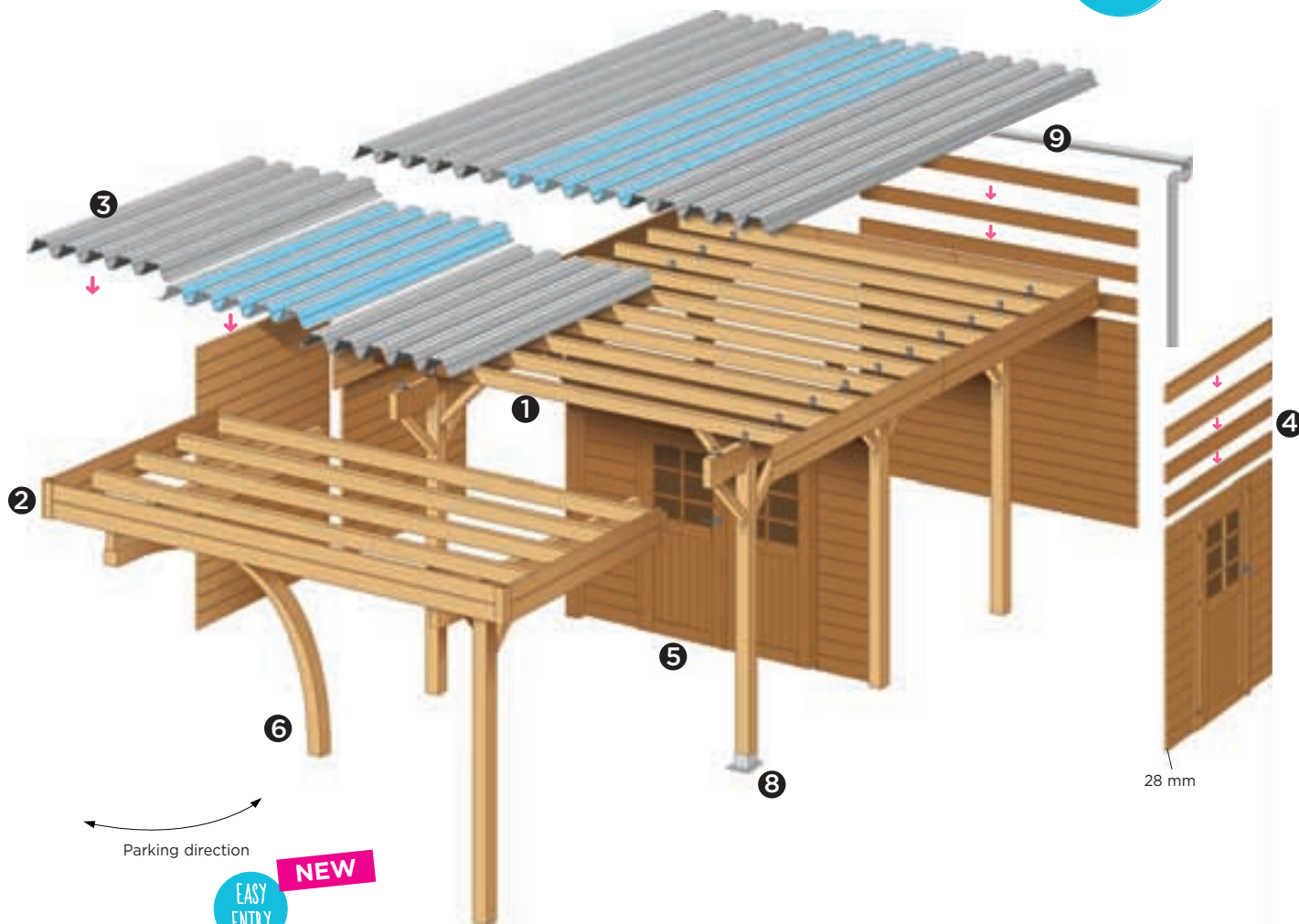
**NEW**

**3**



**NEW**

Combinaties - Combinaisons - Combinations - Kombinationen - Kombinace





**NEW**

# CARPORT MODULAR

**S7721**

1



S7721 + S7725



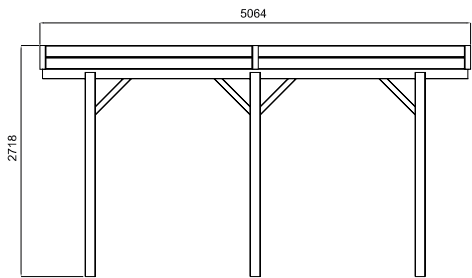
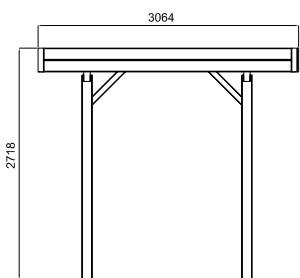
STORAGE

OUTDOOR LIVING & WORKING

CAR PARKING



Voorbeeld combinatie - Exemple combinaison  
 Exemple combination - Beispiel zusammenstellung  
 Příklady kombinaci



2

KIES UW EXTENSIES  
 CHOISISSEZ VOS EXTENSIONS  
 CHOOSE YOUR EXTENSIONS  
 WÄHLEN SIE IHRE ERWEITERUNGEN  
 VYBERTE SI PRODLOUŽENÍ

S7725



KIES UW OPTIES - CHOISISSEZ VOS OPTIONS - CHOOSE YOUR OPTIONS - WÄHLEN SIE IHR ZUBEHÖR - VYBERTE SI VAŠE PŘÍSLUŠENSTVÍ

3

Dak - Toit - Roof - Dach - Střecha

S5216



metal

S5217



pvc

6 x

3 x



Combinatie mogelijk - Combinaison possible - Kombination möglich - Kombinace možné

Zijwanden - Parois côté - Side walls - Seitenwände - Boční stěny

S7729



S7730



Voorwanden - Parois avant - Front walls - Vorderwände - Přední stěny


S7731



S7732



S7733



Toebehoren - Accessoires - Accessories - Zubehör - Příslušenství

S7752



window

S7751



**NEW**

S5214



S5500



S5504



S5505



**NEW**

# CARPORT MODULAR

**S7722**

1



S7722 + S7726



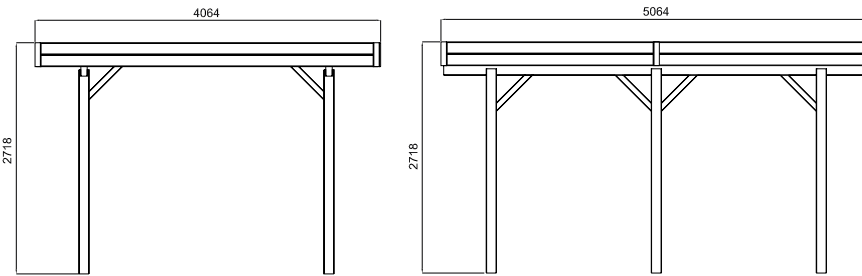
STORAGE

OUTDOOR LIVING & WORKING

CAR PARKING



Voorbeeld combinatie - Exemple combinaison  
Example combination - Beispiel zusammenstellung  
Příklady kombinací



2

KIES UW EXTENSIES  
CHOISISSEZ VOS EXTENSIONS  
CHOOSE YOUR EXTENSIONS  
WÄHLEN SIE IHRE ERWEITERUNGEN  
VYBERTE SI PRODLOUŽENÍ

S7726



KIES UW OPTIES - CHOISISSEZ VOS OPTIONS - CHOOSE YOUR OPTIONS - WÄHLEN SIE IHR ZUBEHÖR - VYBERTE SI VAŠE PŘÍSLUŠENSTVÍ

3

Dak - Toit - Roof - Dach - Střecha

S5216



metal

S5217



pvc

6 x / / 3 x / /



Combinatie mogelijk - Combinaison possible - Kombination möglich - Kombinace možné

Zijwanden - Parois côté - Side walls - Seitenwände - Boční stěny

S7729



S7730




Voorwanden - Parois avant - Front walls - Vorderwände - Přední stěny


S7734



S7735



S7736



Toebehoren - Accessoires - Accessories - Zubehör - Příslušenství

S7752



window

S7751



**NEW**

S5214



S5504



S5500



S5505



**NEW**

# CARPORT MODULAR

## S7723

1



S7723 + S7727



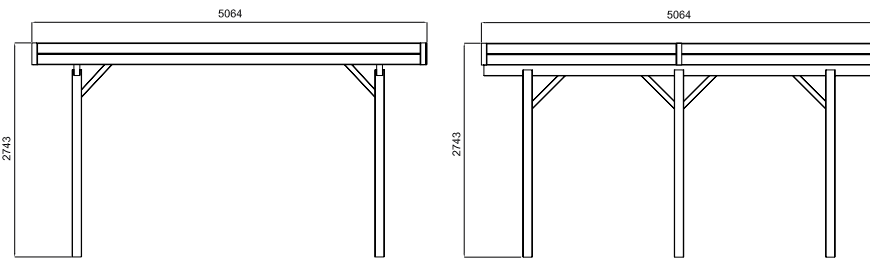
STORAGE

OUTDOOR LIVING & WORKING

CAR PARKING



Voorbeeld combinatie - Exemple combinaison  
Example combination - Beispiel zusammenstellung  
Příklady kombinaci



2

KIES UW EXTENSIES  
CHOISISSEZ VOS EXTENSIONS  
CHOOSE YOUR EXTENSIONS  
WÄHLEN SIE IHRE ERWEITERUNGEN  
VYBERTE SI PRODLOUŽENÍ

S7727



KIES UW OPTIES - CHOISISSEZ VOS OPTIONS - CHOOSE YOUR OPTIONS - WÄHLEN SIE IHR ZUBEHÖR - VYBERTE SI VAŠE PŘÍSLUŠENSTVÍ

3

Dak - Toit - Roof - Dach - Střecha

S5216

S5217



metal

pvc

6 x / 3 x




Combinatie mogelijk - Combinaison possible - Kombination möglich - Kombinace možné

Zijwanden - Parois côté - Side walls - Seitenwände - Boční stěny

S7729




S7730



Voorwanden - Parois avant - Front walls - Vorderwände - Přední stěny


S7737



S7739




S7741




S7738



S7740



S7742



S7743



Toebehoren - Accessoires - Accessories - Zubehör - Příslušenství

S7752



window

S7751



EASY ENTRY

NEW

S5214



S5500



S5504



S5505



**NEW**

# CARPORT MODULAR

**S7724**

1



S7724 + S7728



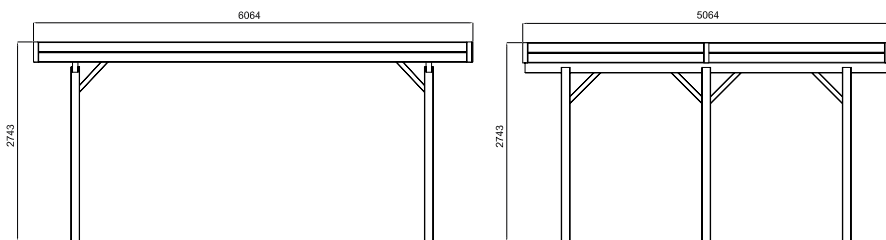
STORAGE

OUTDOOR LIVING & WORKING

CAR PARKING



Voorbeeld combinatie - Exemple combinaison  
 Exemple combination - Beispiel zusammenstellung  
 Příklady kombinaci



2

KIES UW EXTENSIES  
 CHOISISSEZ VOS EXTENSIONS  
 CHOOSE YOUR EXTENSIONS  
 WÄHLEN SIE IHRE ERWEITERUNGEN  
 VYBERTE SI PRODLOUŽENÍ

S7728

KIES UW OPTIES - CHOISISSEZ VOS OPTIONS - CHOOSE YOUR OPTIONS - WÄHLEN SIE IHR ZUBEHÖR - VYBERTE SI VAŠE PŘÍSLUŠENSTVÍ

3

Dak - Toit - Roof - Dach - Střecha

S5216 metal / S5217 pvc

6 x / 3 x

Combinatie mogelijk - Combinaison possible - Kombination möglich - Kombinace možné

Zijwanden - Parois côté - Side walls - Seitenwände - Boční stěny

S7729

S7730

Voorwanden - Parois avant - Front walls - Vorderwände - Přední stěny

S7744 S7745

S7746 S7747

S7748 S7749

S7750

Toebehoren - Accessoires - Accessories - Zubehör - Příslušenství

S7752 window

S7751 EASY ENTRY NEW

S5214 S5500

S5504 S5505

# KIOSK

2816 x 2816 mm

# S7701

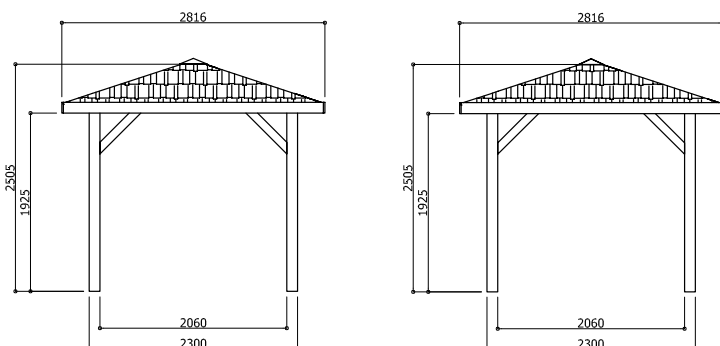


OUTDOOR LIVING & WORKING











OUTDOOR COVERING





S7701



EIGENSCHAPPEN - CARACTÉRISTIQUES - FEATURES - EIGENSCHAFTEN - VLASTNOSTI

 16 mm 120 x 120 mm	 ± 340 kg	 3000 x 1170 x 440 mm	 ± 23.9 m <sup>2</sup>	 75 kg/m <sup>2</sup>
 4.24 m <sup>2</sup>	 5.29 m <sup>2</sup>	 7.93 m <sup>2</sup>	 18° 8.70 m <sup>2</sup>	

OPTIES - OPTIONS - OPTIONS - OPTIONEN - DOPLŇKY A PŘÍSLUŠENSTVÍ

4 x S579	4 x S575
	

# KIOSK

3515 x 3515 mm

# S7821

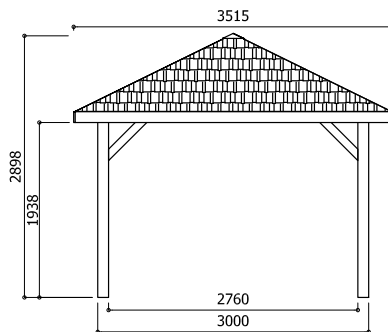
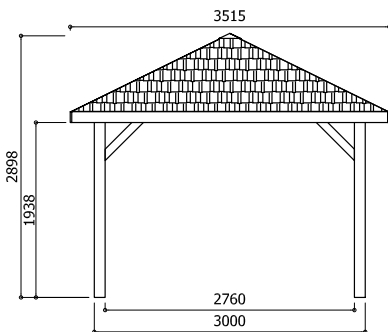


OUTDOOR LIVING & WORKING











OUTDOOR COVERING





S7821



EIGENSCHAPPEN - CARACTÉRISTIQUES - FEATURES - EIGENSCHAFTEN - VLASTNOSTI

 16 mm 120 x 120 mm	 ± 640 kg	 3600 x 1180 x 420 mm	 ± 35.0 m <sup>2</sup>	 75 kg/m <sup>2</sup>
 7.62 m <sup>2</sup>	 9.00 m <sup>2</sup>	 12.36 m <sup>2</sup>	 26° 13.16 m <sup>2</sup>	

OPTIES - OPTIONS - OPTIONS - OPTIONEN - DOPLŇKY A PŘÍSLUŠENSTVÍ

7 x S579 	7 x S575 
---	---

# KIOSK

4316 x 4316 mm

# S7703

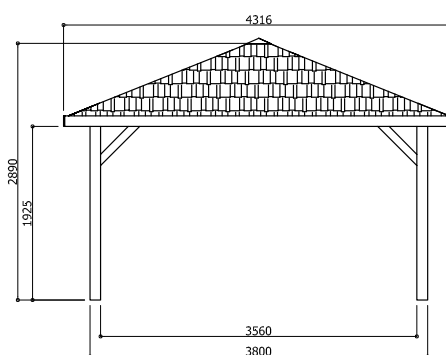
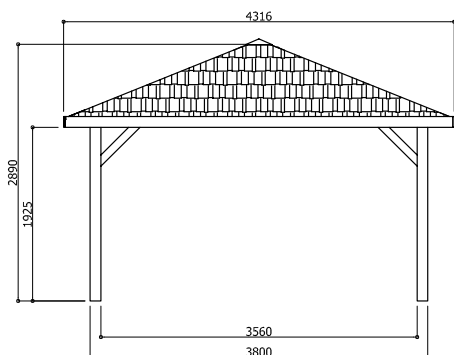


OUTDOOR LIVING & WORKING


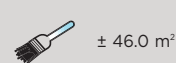
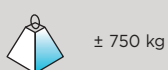
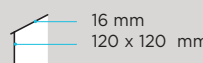
OUTDOOR COVERING



S7703



EIGENSCHAPPEN - CARACTÉRISTIQUES - FEATURES - EIGENSCHAFTEN - VLASTNOSTI



OPTIES - OPTIONS - OPTIONS - OPTIONEN - DOPLŇKY A PŘÍSLUŠENSTVÍ

9 x S579



9 x S575



# KIOSK

5516 x 5516 mm

# S7706

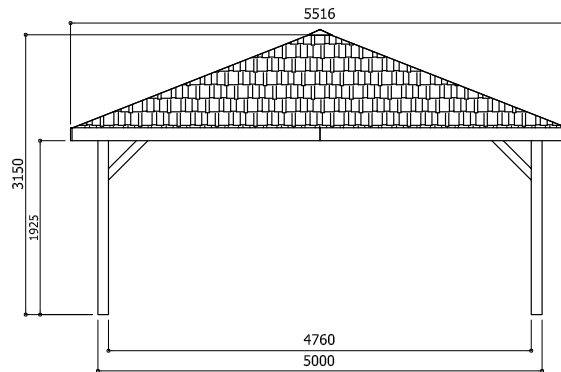
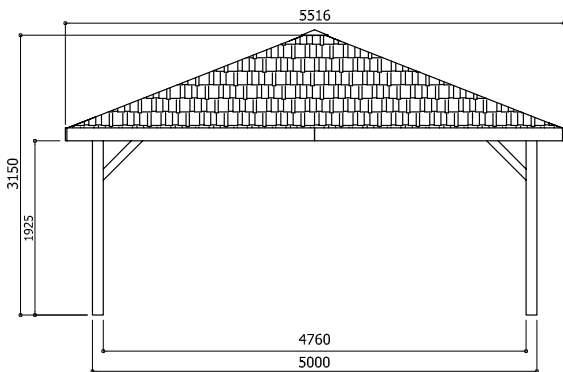


OUTDOOR LIVING & WORKING











OUTDOOR COVERING





S7706



EIGENSCHAPPEN - CARACTÉRISTIQUES - FEATURES - EIGENSCHAFTEN - VLASTNOSTI

 16 mm 120 x 120 mm	 ± 1130 kg	 4970 x 1180 x 500 mm	 ± 73.6 m <sup>2</sup>	 75 kg/m <sup>2</sup>
 22.66 m <sup>2</sup>	 25.00 m <sup>2</sup>	 30.43 m <sup>2</sup>	 21° 32.26 m <sup>2</sup>	

OPTIES - OPTIONS - OPTIONS - OPTIONEN - DOPLŇKY A PŘÍSLUŠENSTVÍ

13 x S579	13 x S575
	



# KIOSK

2947 x 4944 mm

# S7704

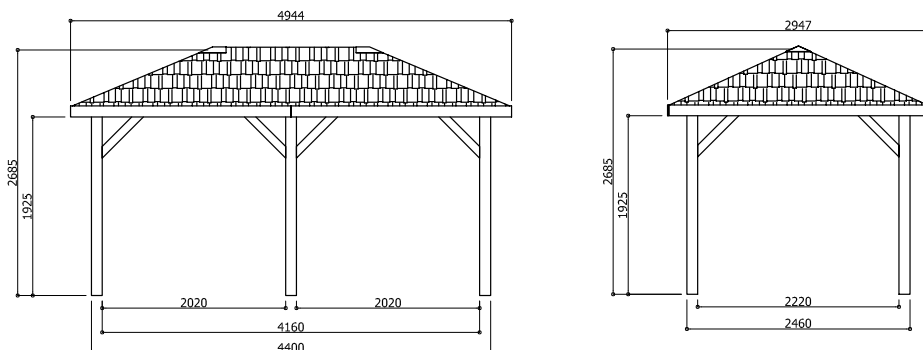


OUTDOOR LIVING & WORKING


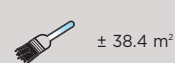
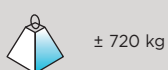
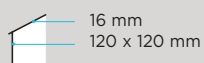
OUTDOOR COVERING



S7704



EIGENSCHAPPEN - CARACTÉRISTIQUES - FEATURES - EIGENSCHAFTEN - VLASTNOSTI



OPTIES - OPTIONS - OPTIONS - OPTIONEN - DOPLŇKY A PŘÍSLUŠENSTVÍ

7 x S579



7 x S575



# KIOSK

3468 x 5948 mm

# S7705

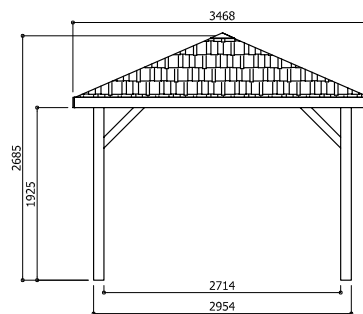
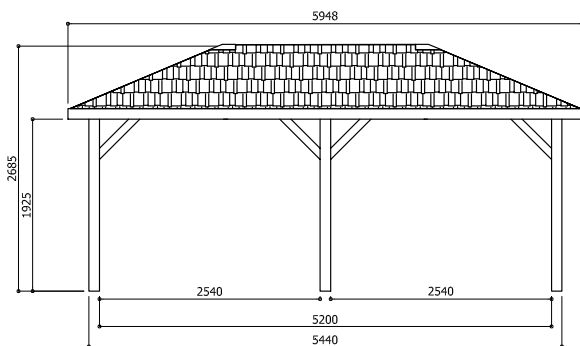


OUTDOOR LIVING & WORKING











OUTDOOR COVERING





S7705



EIGENSCHAPPEN - CARACTÉRISTIQUES - FEATURES - EIGENSCHAFTEN - VLASTNOSTI

 16 mm 120 x 120 mm	 ± 880 kg	 3400 x 1170 x 590 mm	 ± 53.6 m <sup>2</sup>	 75 kg/m <sup>2</sup>
 14.11 m <sup>2</sup>	 16.07 m <sup>2</sup>	 20.63 m <sup>2</sup>	 24° 22.07 m <sup>2</sup>	

OPTIES - OPTIONS - OPTIONS - OPTIONEN - DOPLŇKY A PŘÍSLUŠENSTVÍ

10 x S579	10 x S575
	

# KIOSK

3517 x 3054 mm

# S7707

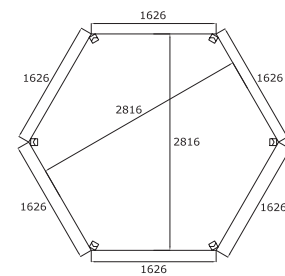
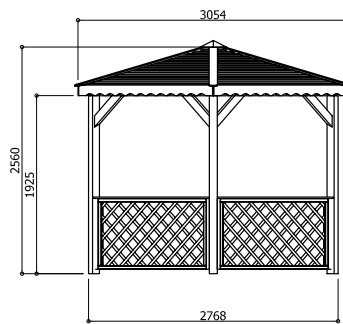
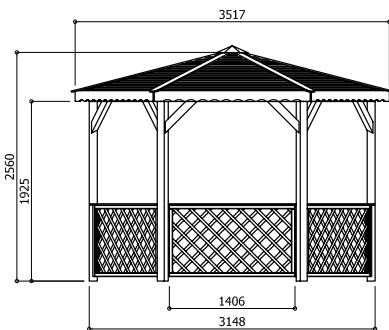


OUTDOOR LIVING & WORKING

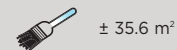

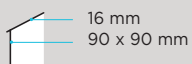
OUTDOOR COVERING



S7707



EIGENSCHAPPEN - CARACTÉRISTIQUES - FEATURES - EIGENSCHAFTEN - VLASTNOSTI



# KIOSK

4458 x 3409 mm

# S7708

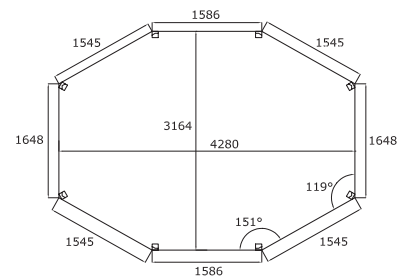
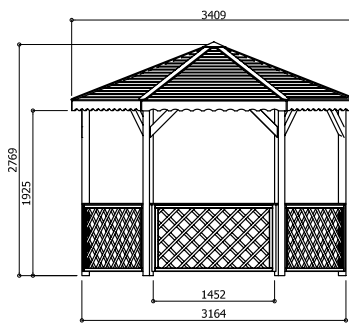
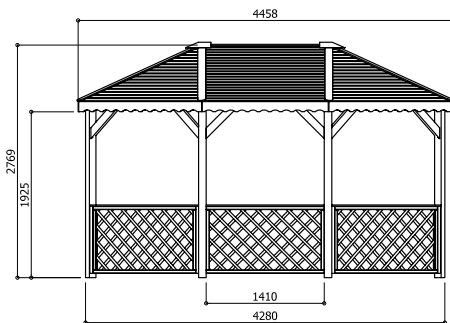


OUTDOOR LIVING & WORKING

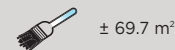
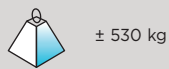
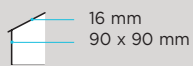
OUTDOOR COVERING



S7708



EIGENSCHAPPEN - CARACTÉRISTIQUES - FEATURES - EIGENSCHAFTEN - VLASTNOSTI



NL

## Hout

Onze constructies zijn gemaakt van de naaldhoutsoort 'vuren', met uitzondering van de carports die uit 'grenen' geproduceerd zijn. Hout is een natuurproduct en dus logischerwijze milieuvriendelijk en ideaal om in harmonie met de rest van je tuin aan de slag te gaan. Mooi meegenomen is ook dat het makkelijk te bewerken is en relatief goedkoop. Bovendien heeft naaldhout een grote isolatiewaarde. Solid selecteert nauwgezet zijn grondstoffen uit Noord- of Oost-Europese bossen, waar omwille van de lange koude winters het hout trager groeit. Hierdoor worden er fijnere jaarringen gevormd met als gevolg dat het hout enorm sterk en hard is.

FR

## Bois

Nos constructions sont fabriquées en bois d'épicéa, à l'exception des carports qui sont produits en pin. Matériau naturel, et donc respectueux de l'environnement, le bois est idéal pour travailler en harmonie avec le reste de votre jardin. Autre atout : il est facile à traiter et relativement bon marché. De plus, le bois de conifères présente de bonnes propriétés isolantes.

Solid sélectionne avec soin ses matières premières issues des forêts d'Europe du Nord et d'Europe de l'Est, où, en raison des hivers longs et froids, le bois pousse plus lentement. De ce fait, les cernes annuels sont plus fins, ce qui rend le bois plus robuste et plus dur.

EN

## Wood

Our constructions are made of the 'spruce' softwood species, with the exception of carports which are produced from 'pine'. Wood is a natural product and therefore logically eco-friendly and it blends in ideally with the rest of your garden. The fact that it is easy to treat and relatively inexpensive is also a bonus. What's more, softwood has a high thermal insulation value.

Solid carefully selects its raw materials from North or East European forests, where the wood grows slower because of the long cold winters. This creates finer year rings with the result that the wood is extremely strong and hard.

DE

## Holz

Unsere Holzbauten sind aus der Nadelholzart „Fichte“ hergestellt mit Ausnahme der Carports, die aus „Kiefer“ hergestellt werden. Holz ist ein Naturprodukt und somit umweltfreundlich und fügt sich harmonisch in den übrigen Garten ein. Ein weiterer Vorteil ist auch, dass es einfach zu bearbeiten und relativ kostengünstig ist. Darüber hinaus hat Nadelholz einen hohen Wärmedämmwert. Solid wählt seine Rohstoffe sorgfältig aus nord- oder osteuropäischen Wäldern aus, wo aufgrund der langen kalten Winter das Holz langsamer wächst. Hierdurch bilden sich schmale Jahresringe, was das Holz besonders stark und hart macht.

CZ

## Dřevo

Naše dřevostavby jsou vyráběny z jehličnatého řeziva, konkrétně smrku. Vyjímkou jsou přístřešky pro auto, jež jsou vyráběny z borovice. Dřevo je přírodní produkt, šetrný k životnímu prostředí, takže harmonicky zapadá do jakékoli zahrady. Další předností dřevovýrobku je také, že se dá jednoduše opracovat a je cenově příznivý. K tomu navíc má jehličnaté dřevo vysokou izolační schopnost. Solid pečlivě vybírá surovinu ze severovýchodních evropských lesů, kde dřevo díky dlouhým a chladným zimám roste pomaleji. Letokruhy jsou husté, blízko u sebe, což činí dřevo pevným a tvrdým.



The mark of responsible forestry



De modellen die in deze catalogoog zijn voorzien van dit label zijn FSC gecertificeerd en dus geproduceerd uit hout afkomstig van verantwoord beheerde bossen • Les modèles pourvus de ce label dans ce catalogue sont certifiés FSC et donc produits à partir de bois provenant de forêts exploitées de manière responsable • In this catalogue, the models marked with this label are FSC certified and therefore produced from wood from responsibly managed forests • Die in vorliegendem Katalog mit dem FSC-Gütezeichen versehenen Modelle sind FSC zertifiziert und somit aus Holz hergestellt, das aus nachhaltig bewirtschafteten Wäldern stammt • Modely v katalogu Solid jež jsou opatřeny značkou jakosti a logem FSC, jsou certifikovány podle FSC a tedy zhotoveny výlučně ze dřeva, jež pochází z ekologicky udržovaných a obhospodařovaných lesů.

De modellen met vermelding van dit label kunnen op eenvoudig verzoek PEFC gecertificeerd geleverd worden. Het PEFC-label garandeert dat het product werd vervaardigd uit hout afkomstig van duurzaam beheerde bossen • Les modèles pourvus de ce label peuvent être fournis certifiés PEFC sur simple demande. Le label PEFC garantit que le produit a été fabriqué en bois provenant de forêts gérées durablement • The models bearing this label can be supplied PEFC certified on request. The PEFC label guarantees that the product was made from wood from sustainably managed forests • Die mit dem PEFC-Gütezeichen versehenen Modelle können auf einfache Anfrage PEFC-zertifiziert geliefert werden. Das PEFC-Gütezeichen gewährleistet, dass das Produkt aus Holz hergestellt wurde, das aus nachhaltig bewirtschafteten Wäldern stammt • Modely opatřené v katalogu Solid značkou PEFC mohou být prostřednictvím jednoduché poptávky dodány jako certifikované PEFC. Značka PEFC zaručuje, že výrobek je vyroben ze dřeva, jež pochází z lesů se sledovaným ekologickým hospodařením.

# OUR PASSION FOR WOOD, YOUR OUTDOOR COMFORT



[WWW.SOLID.EU](http://WWW.SOLID.EU)

Ontdek ons volledig gamma op onze website  
Retrouvez notre gamme complète sur notre site internet  
Find our complete collection on our website  
Unser komplettes Angebot finden Sie auf unserer Website  
Naši kompletní nabídku najdete na našich webových stránkách



SOLID bvba Industriepark 8, 8587 Spiere, Belgium - T. +32 (0)56 46 16 16 - F. +32 (0)56 46 16 17 - info@solid.eu - www.solid.eu

Al onze producten worden niet geschilderd geleverd, tenzij expliciet vermeld. De afgebeelde opties en accessoires zijn niet bij het product inbegrepen. Alle maten kunnen iets afwijken. De modellen kunnen ten allen tijde gewijzigd worden. De foto's en tekeningen zijn niet contractueel bindend. Geen enkele vermelding in deze catalogus kan leiden tot rechtsaansprakelijkheid. - Tous nos produits sont livrés non peints, sauf mention explicite. Les options et accessoires ne sont présents qu'à titre d'illustration. Les dimensions des articles sont données à titre indicatif. Les modèles peuvent être modifiés à tout instant sans préavis. Les photos et dessins ne sont pas contractuels. Aucune action juridique ne peut être intentée sur la base de ce catalogue. - All our products are delivered not painted, unless explicitly stated. The options and accessories shown are not included in the product. Dimensions are given for information only. Models can be modified at any time without notification. Pictures and drawings are not contractual. Nothing in this edition can lead to legal procedure. - Alle Produkte werden ungestrichen geliefert, sofern nicht anders angegeben. Die gezeigten Dekorationen und Zubehörteile sind nicht im Lieferumfang enthalten. Alle genannten Masse sind ca. Angaben. Technische Änderungen sind jederzeit möglich. Abweichungen zu den gezeigten Bildern und Zeichnungen sind möglich. Für die genannten Angaben und Druckfehler wird keine Haftung übernommen. - Veškeré výrobky jsou dodávány povrchově neošetřeny, pokud není uvedeno jinak. Vyrobené dekorace a příslušenství nejsou součástí dodávky. Všechny rozměry jsou přibližné. Technické změny jsou přípustné. Odchytky od uvedených zobrazení jsou možné. Za uvedené údaje a tiskové chyby se nepřebírá záruka.

